

MILGO/BUFKIN

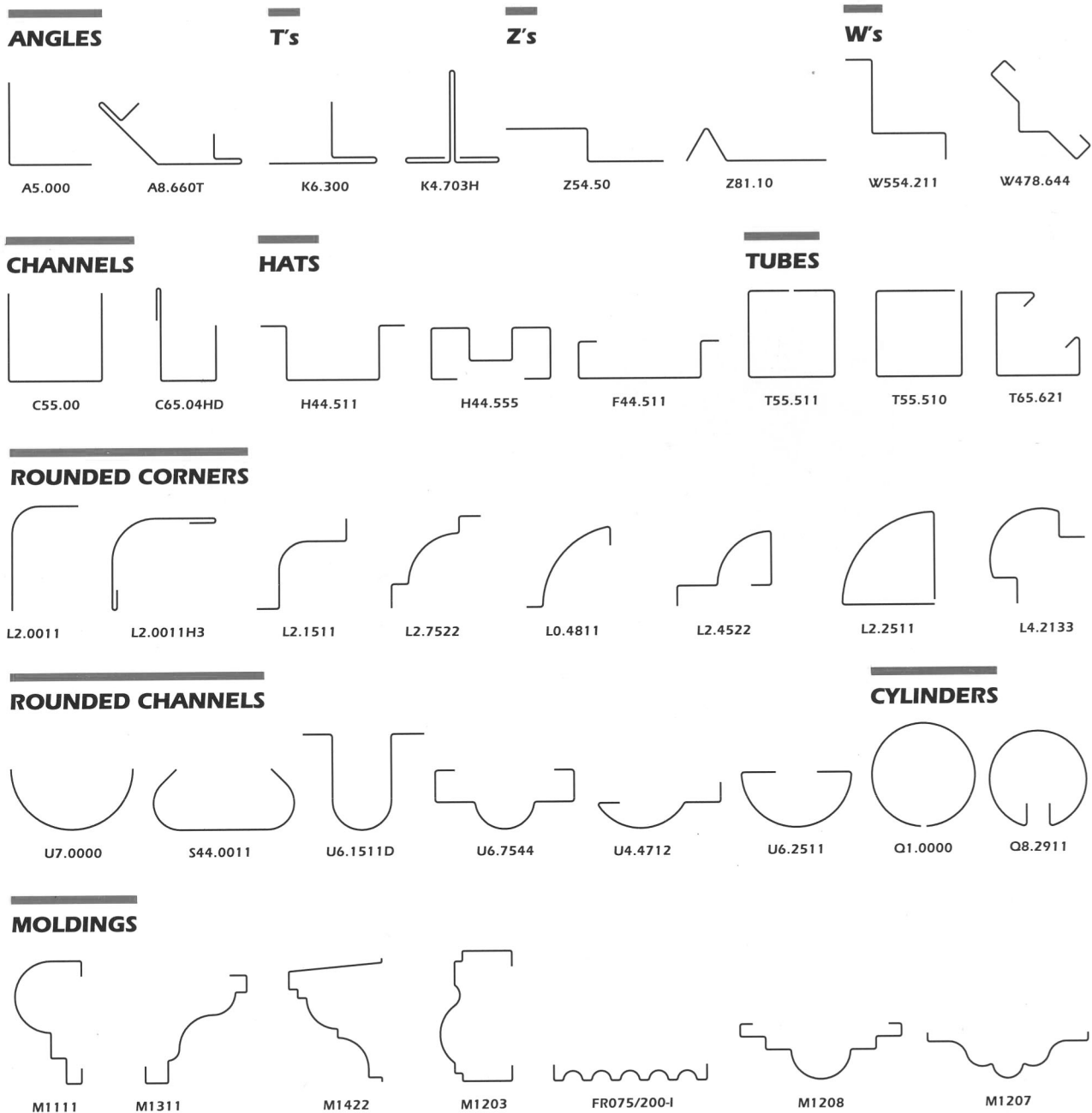
SHAPES™

Press Brake-Formed Metal Shapes
for All Applications

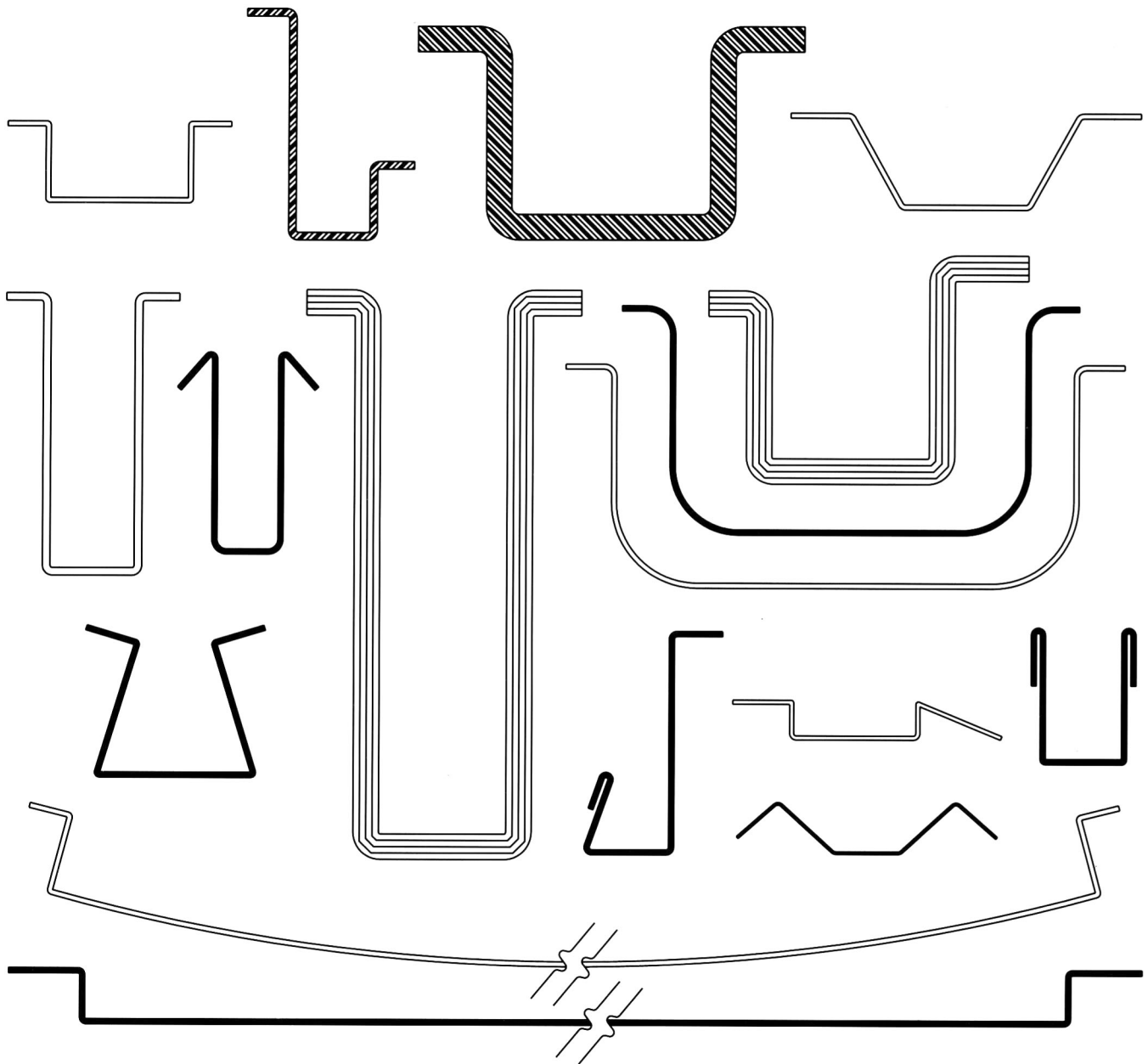
An Infinite Variety of Metal Configurations

MILGO/BUFKIN bends metal into virtually any shape imaginable. Our skilled craftsmen, operating press brakes that are among the world's largest, produce configurations in all metals for architectural elements and a vast assortment of products. Flat metal sheets, 20 or more feet long and 1/2 inch or more thick, are formed into every conceivable cross section from simple angles and channels to the most complex moldings. Our brake-forming experience enables us to accurately produce limitless variations of leg length, angle and radius. With this versatility, MILGO/BUFKIN meets the needs of a diverse group of customers that includes architects, industrial designers, general contractors, metal, glazing, acoustical and drywall subcontractors, woodworkers, elevator cab manufacturers, furniture makers and artists.

- Brake-formed metal shapes from MILGO/BUFKIN feature
- infinite variety of sizes and configurations,
- smooth surfaces and well-defined corners,
- expedient setup and turnaround times,
- production of custom designs,
- special "deep section" techniques to bend shapes with extremely long legs,
- potential same-day service,
- all metals, including stainless steel, bronze and aluminum,
- PRIMAL-COLORED stainless steel,
- metal thicknesses from 3/100 inch to one inch,
- all standard mirror and satin finishes, plus proprietary satins, and
- all painted and coated surfaces, plus chemical patinas.



The shapes illustrated above show only some of the general categories of press brake-formed metal shapes available from MILGO/BUFKIN. Customers may specify the size, material, thickness and finish; part numbers identify the configuration only.



Materials

Aluminum
Alpolic
Alucobond
Copper
Commercial Bronze
Architectural Bronze
Muntz Metal
Red Brass
Yellow Brass
Nickel Silver
Lead

Stainless
Colored Stainless
Cold Rolled Steel
Hot Rolled Steel
Brass Plated Steel
Chrome Plated Steel
Copper Plated Steel
Galvanized Steel
Corten Steel
Zinc

Finishes

Anodized
Chemical Patinas
Oxidized Finishes
Plated
Mirrored #7
Mirrored #8
Brushed #3
Brushed #4

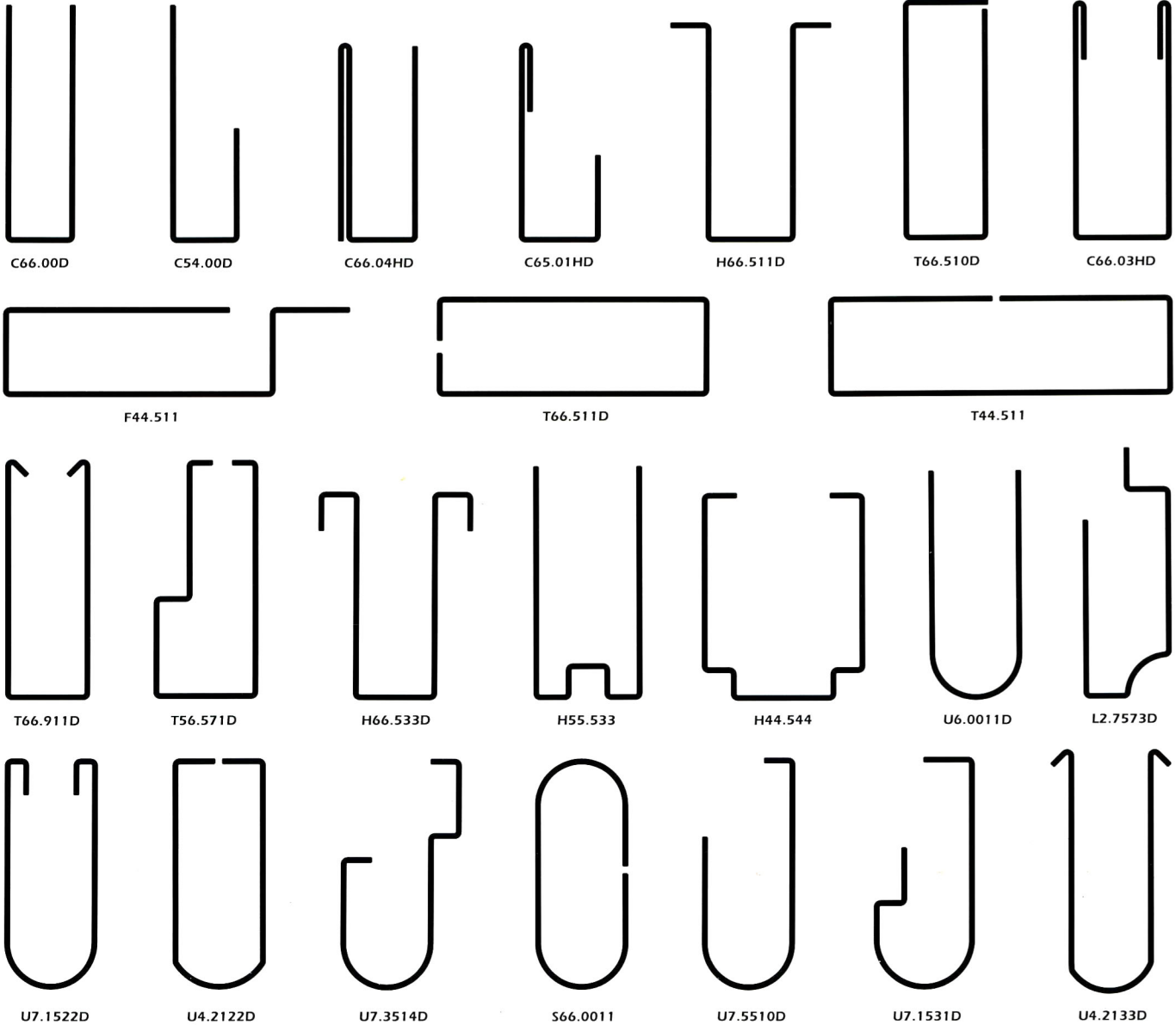
Hand-Rubbed Satin
Nondirectional Satin
Special Hand Finishes
Etched
Sandblasted
Fluted
Painted
Primed for Painting

The illustrations above show some of the many possible combinations of leg length, angle and thickness which are available in all MILGO/BUFKIN metal shapes. MILGO/BUFKIN shapes are furnished in a wide variety of metals, alloys and finishes.

Experience and Technology in Metal Fabrication


MILGO/BUFKIN has been specializing in cutting and bending metal for more than 70 years. Our competitive edge is created by our unique technology, experienced craftsmen and sophisticated industrial equipment. In addition to brake-formed shapes, MILGO/BUFKIN manufactures ceiling systems, store front components, wall panels, stainless steel and bronze column covers, glass handrail caps, decorative metal trim and standardized

metal components for drywall construction (DETAILS™). Many of these MILGO/BUFKIN capabilities are described in our illustrated reference binders. Our SHAPES catalog – with 500 illustrations and specification and ordering information – shows that the spectrum of our brake-formed metal shapes is indeed limitless. Please call to request our literature and feel free to contact us for consultation.



MILGO/BUFKIN

"Deep section" techniques enable MILGO/BUFKIN to produce shapes with extremely long legs for a variety of uses, including handrails, elevator door jams and exaggerated window mullions. Each configuration is identified with a part number.

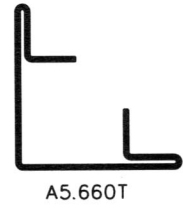
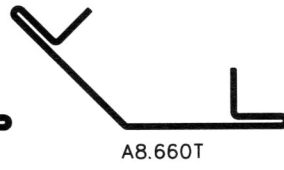
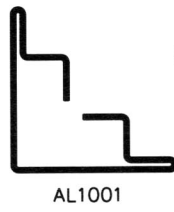
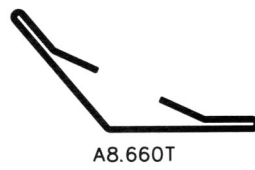
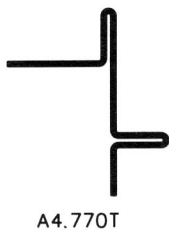
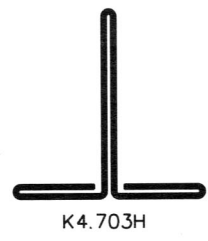
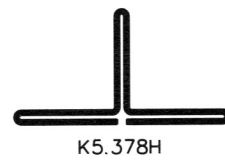
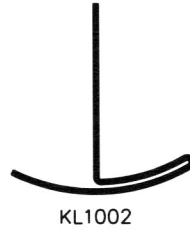
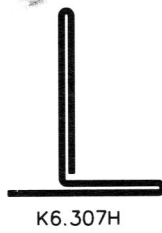

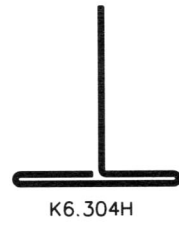
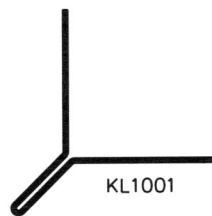
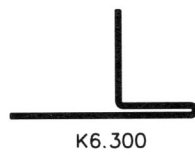
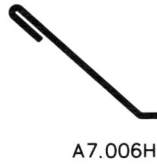
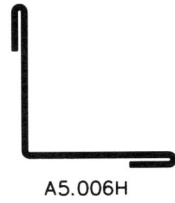
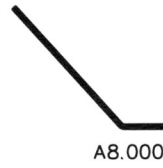



68 Lombardy Street, Brooklyn, New York 11222
(718) 388-6476 Telefax (718) 963-0614
© 1990 Milgo Industrial Inc.

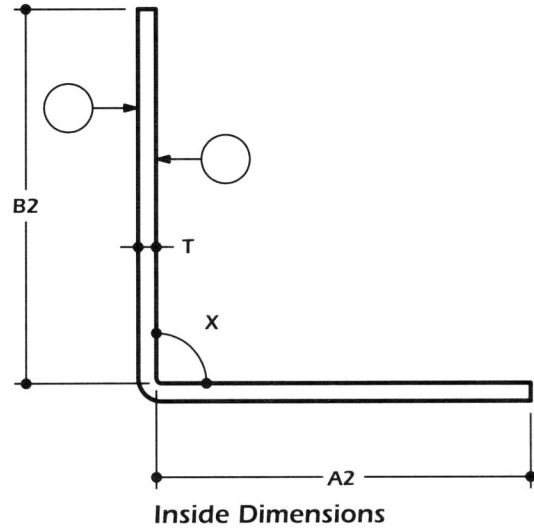
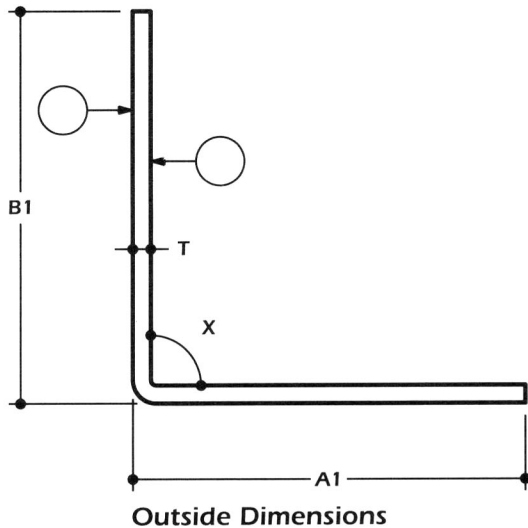
ANGLES/T-SECTIONS

MILGO/BUFKIN supplies angles, corners and tees for a variety of applications including
 ■ astragal trim ■ cabinet edging ■ ceiling trim ■ corner moldings ■ corner posts
 ■ door and opening trim ■ glass stops ■ showcase members ■ sills. The cross sections below are not actual size.

Customers should specify all dimensions, angles and radii as well as type of material, its thickness and finish. Part numbers refer to general configuration. Variations are easy to achieve. Use these shapes as a reference point and specify your own unique requirements.



ANGLES



To order, photocopy this page, complete the form below and fax or mail it to MILGO/BUFKIN. Indicate finished surfaces on the drawings above by placing an "F" in the appropriate circle "O→." Lengths are often available up to 20 feet. Right angles (90°) are assumed unless otherwise

indicated. Larger radiused corners are available. Limitations may apply depending on the dimensions and material specified. Our technical staff will suggest modifications when advisable. Please fax or mail your own drawings if the above drawings are not applicable.

NAME: _____ CONTACT: _____
 ADDRESS: _____ JOB NAME: _____
 _____ PHONE: _____
 P.O.#: _____ FAX: _____

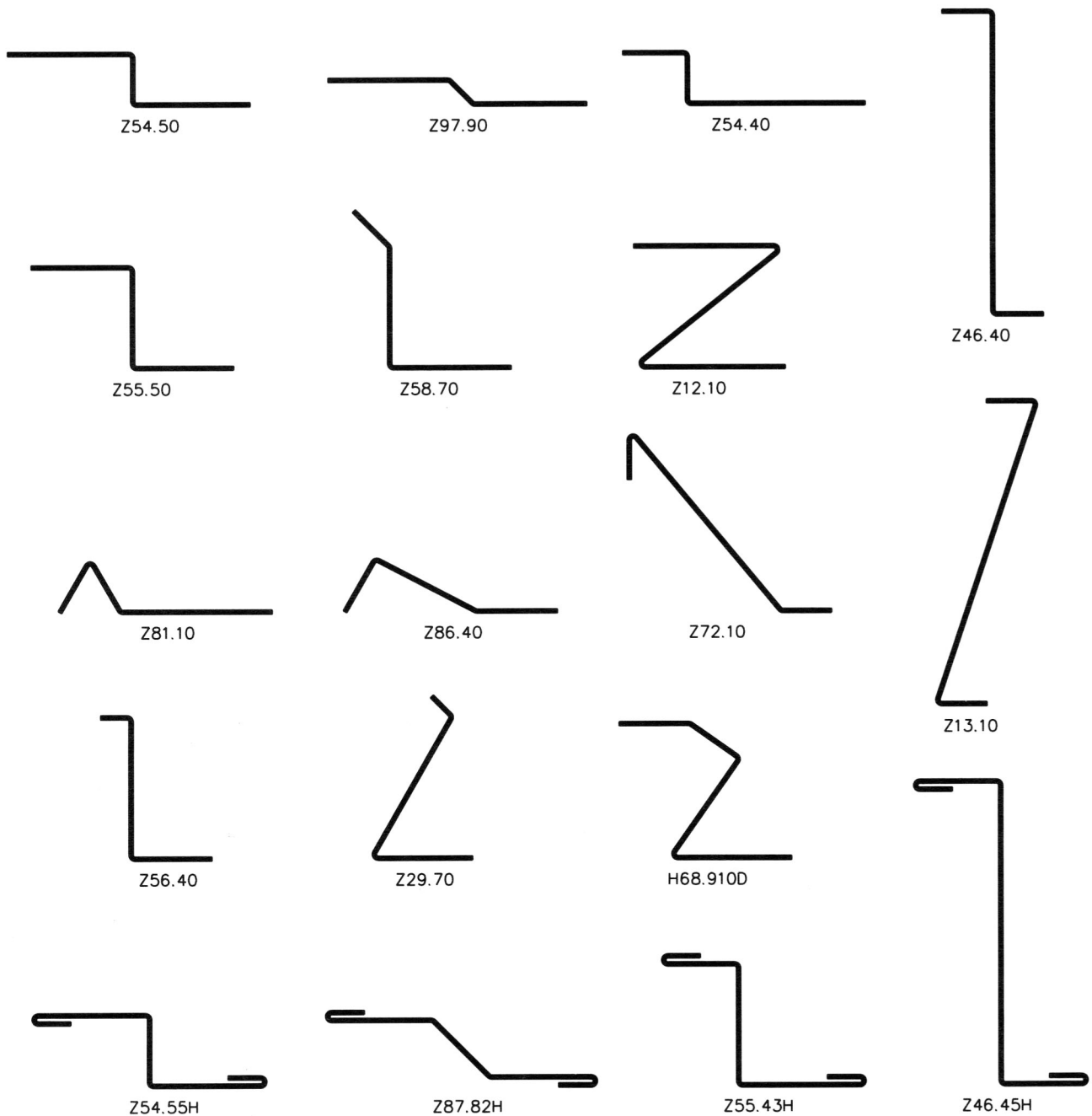
MATERIAL	ALLOY	GAUGE (T)	FINISH	GRAIN	
Specify inside or outside dimensions by circling A1 or A2, B1 or B2, etc.					
ITEM	A1 / A2	B1 / B2	X"	T	LENGTH

HOLES, NOTCHES AND CUTOUTS (Specify: shape, size and location):

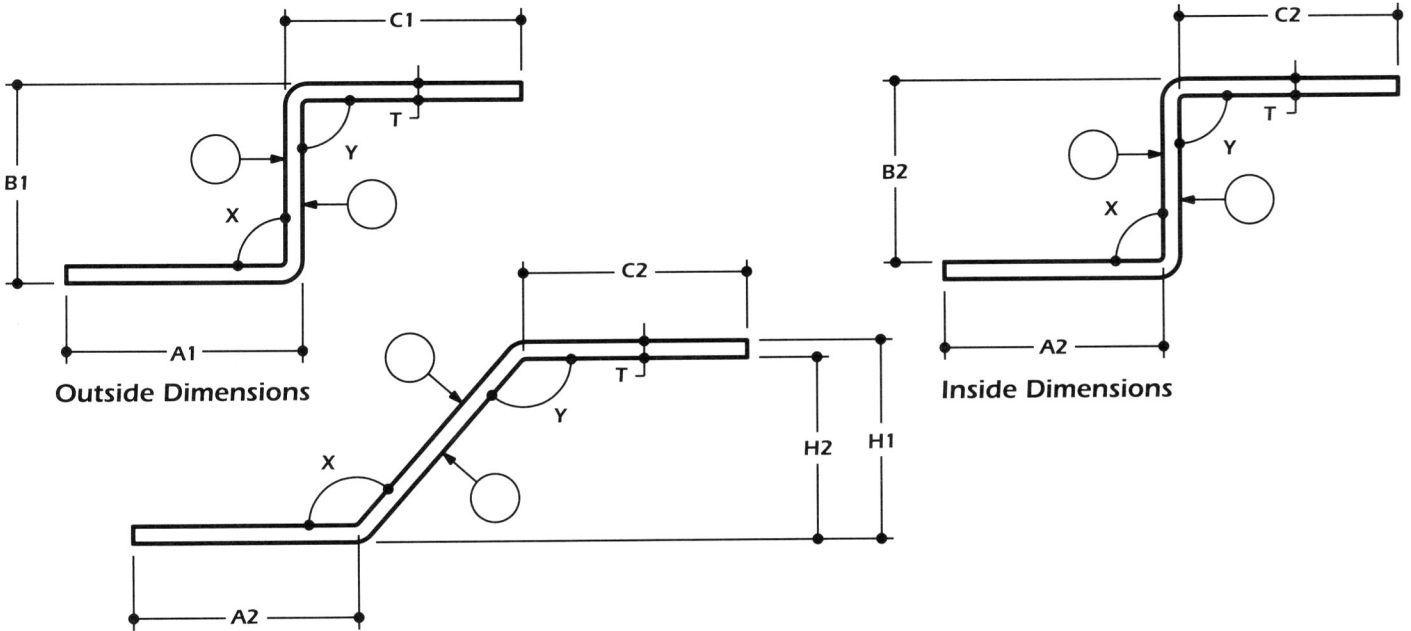
Z-SECTIONS

MILGO/BUFKIN supplies zees and offsets for a variety of applications including closure moldings, corner moldings, edge trim, fascia trim, flashing, furring, ornamental trim, panel closures. The cross sections below are not actual size. Customers should specify all

dimensions, angles and radii as well as type of material, its thickness and finish. Part numbers refer to general configuration. Variations are easy to achieve. Use these shapes as a reference point and specify your own unique requirements.



Z-SECTIONS



To order, photocopy this page, complete the form below and fax or mail it to MILGO/BUFKIN. Indicate finished surfaces on the drawings above by placing an "F" in the appropriate circle "○→". Lengths are often available up to 20 feet. Right angles (90°) are assumed unless otherwise

indicated. Larger radiused corners are available. Limitations may apply depending on the dimensions and material specified. Our technical staff will suggest modifications when advisable. Please fax or mail your own drawings if the above drawings are not applicable.

NAME: _____
 ADDRESS: _____
 P.O.#: _____

CONTACT: _____
 JOB NAME: _____
 PHONE: _____
 FAX: _____

MATERIAL	ALLOY		GAUGE (T)		FINISH		GRAIN	
	Specify inside or outside dimensions by circling A1 or A2, B1 or B2, etc.							
ITEM	A1/A2	B1/B2	C1/C2	H1/H2	X°	Y°	T	LENGTH

HOLES, NOTCHES AND CUTOUTS (Specify: shape, size and location):

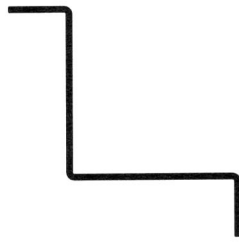
W-SECTIONS/STEPS

MILGO/BUFKIN supplies W's, V-channels and steps for a variety of applications including

- closure moldings
- coping trim
- decorative moldings
- drapery pockets
- expansion joints
- fascia trim
- jamb trim
- ornamental trim
- screeds.

The cross sections below are not actual size.

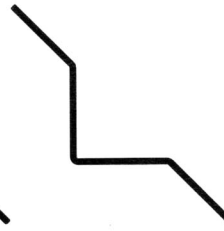
Customers should specify all dimensions, angles and radii as well as type of material, its thickness and finish. Part numbers refer to general configuration. Variations are easy to achieve. Use these shapes as a reference point and specify your own unique requirements.



W554.211



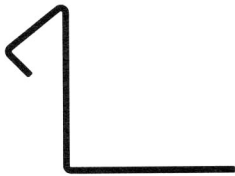
W144.211



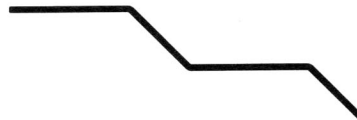
W587.211



W924.411



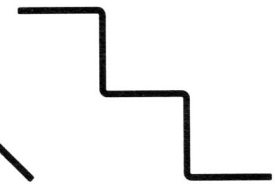
W630.130



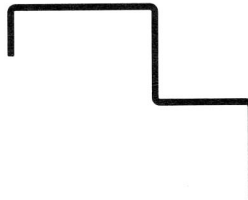
W987.611



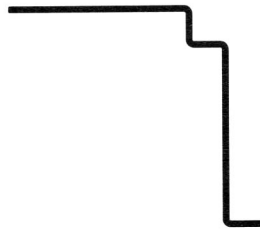
W978.711H4



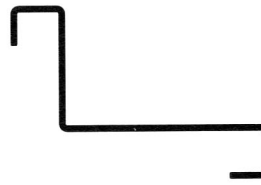
W444.421



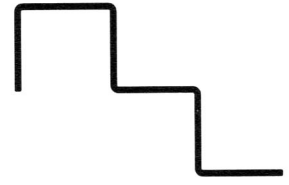
W444.731



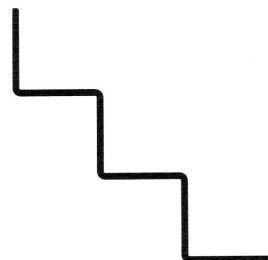
W446.621




W654.233



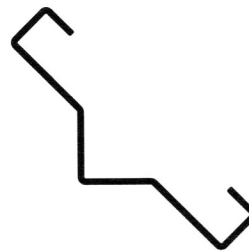
W444.732



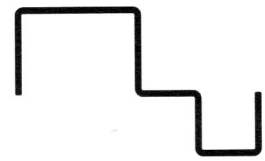
W444.422



W444.462

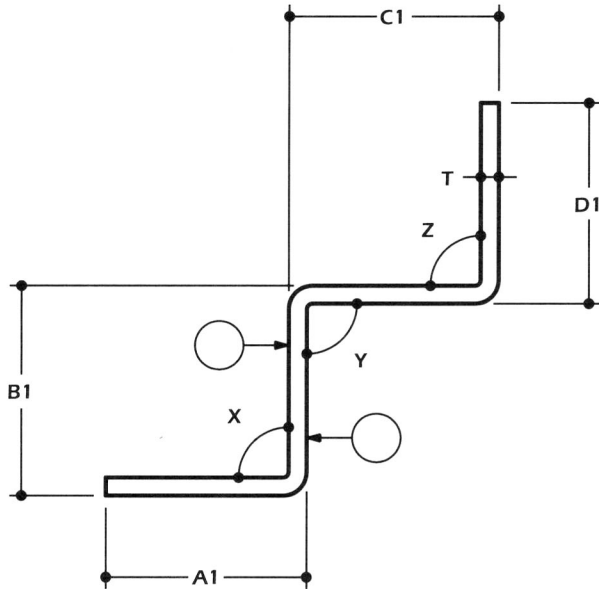


W478.644

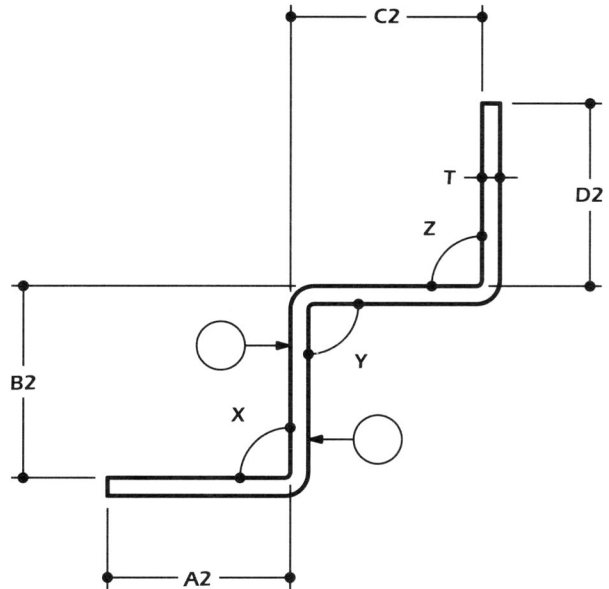


W546.243

W-SECTIONS



Outside Dimensions



Inside Dimensions

To order, photocopy this page, complete the form below and fax or mail it to MILGO/BUFKIN. Indicate finished surfaces on the drawings above by placing an "F" in the appropriate circle "○→." Lengths are often available up to 20 feet. Right angles (90°) are assumed unless otherwise

indicated. Larger radiused corners are available. Limitations may apply depending on the dimensions and material specified. Our technical staff will suggest modifications when advisable. Please fax or mail your own drawings if the above drawings are not applicable.

NAME: _____ CONTACT: _____
 ADDRESS: _____ JOB NAME: _____
 P.O.#: _____ PHONE: _____
 FAX: _____

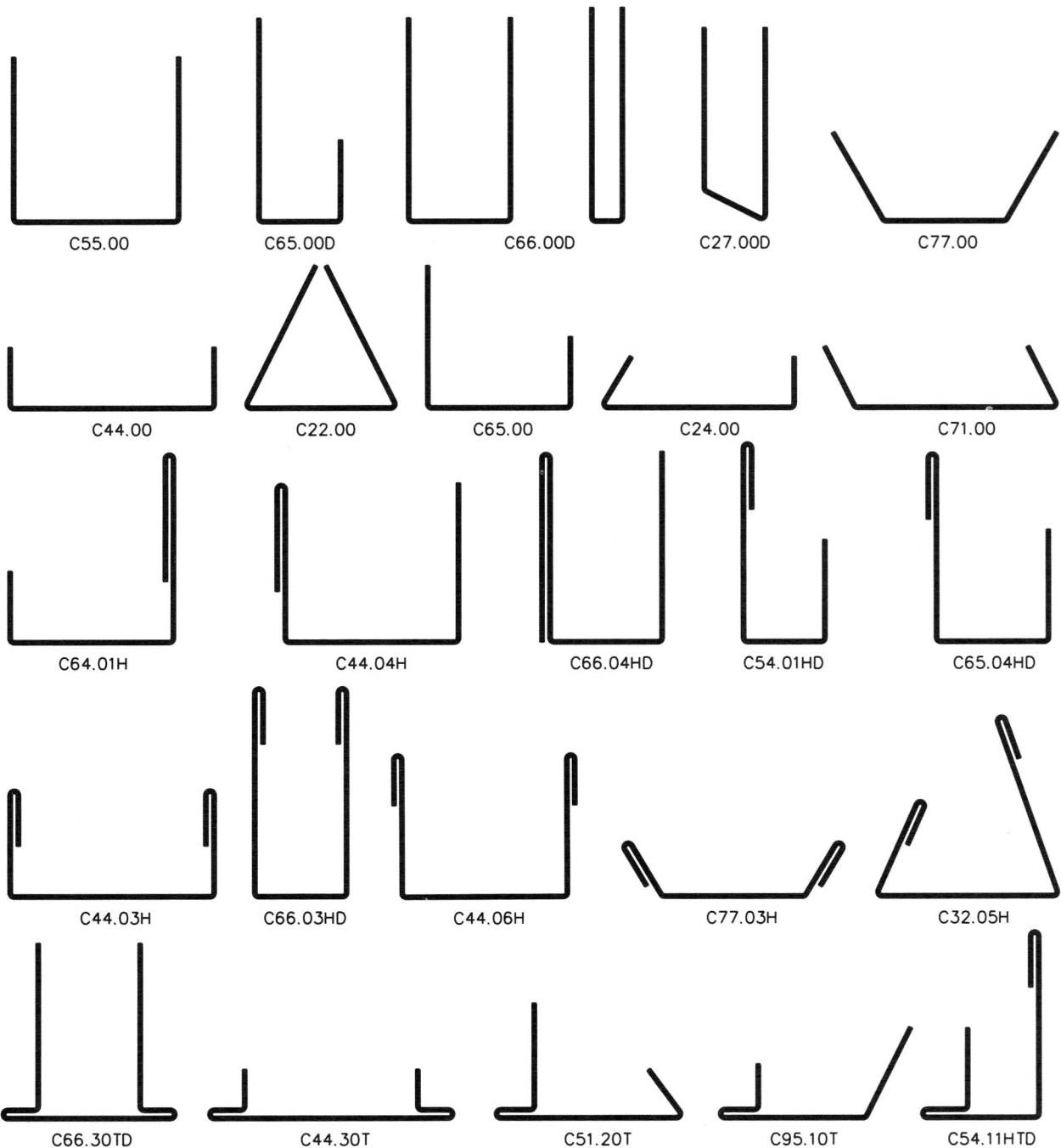
MATERIAL	ALLOY	GAUGE (T)	FINISH	GRAIN					
Specify inside or outside dimensions by circling A1 or A2, B1 or B2, etc.									
ITEM	A1 / A2	B1 / B2	C1 / C2	D1 / D2	X°	Y°	Z°	T	LENGTH

HOLES, NOTCHES AND CUTOUTS (Specify: shape, size and location):

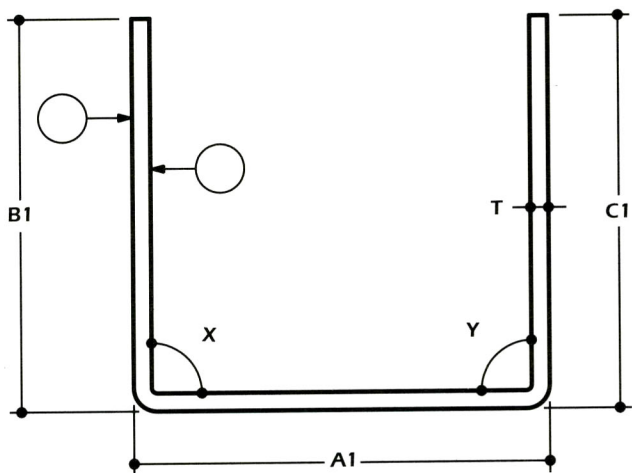
CHANNELS

MILGO/BUFKIN supplies simple channels, hemmed channels, C-channels and J-channels for a variety of applications including ▫ glass supports ▫ door jamb moldings ▫ edge covers ▫ furring ▫ glazing channels ▫ headers ▫ mirror moldings ▫ skylight drains. The cross sections below are not

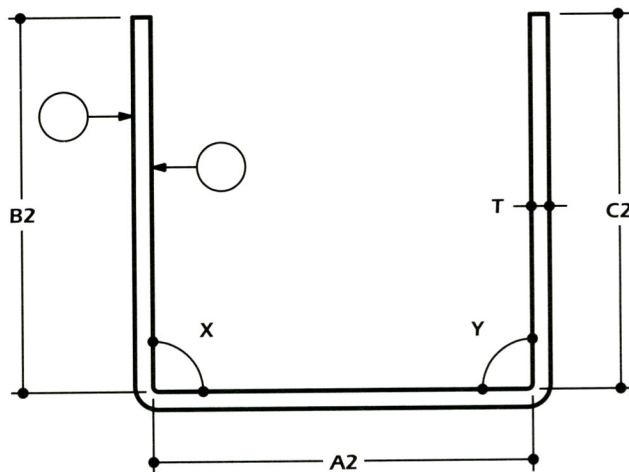
actual size. Customers should specify all dimensions, angles and radii as well as type of material, its thickness and finish. Part numbers refer to general configuration. Variations are easy to achieve. Use these shapes as a reference point and specify your own unique requirements.



CHANNELS



Outside Dimensions



Inside Dimensions

To order, photocopy this page, complete the form **below** and fax or mail it to MILGO/BUFKIN. Indicate finished surfaces on the drawings **above** by placing an "F" in the appropriate circle "○→". Lengths are often available up to 20 feet. Right angles (90°) are assumed unless otherwise

indicated. Larger radiused corners are available. Limitations may apply depending on the dimensions and material specified. Our technical staff will suggest modifications when advisable. Please fax or mail your own drawings if the above drawings are not applicable.

NAME: _____ CONTACT: _____
 ADDRESS: _____ JOB NAME: _____
 P.O.#: _____ PHONE: _____
 FAX: _____

MATERIAL	ALLOY	GAUGE (T)	FINISH	GRAIN	Specify inside or outside dimensions by circling A1 or A2, B1 or B2, etc.		
ITEM	A1 / A2	B1 / B2	C1 / C2	X°	Y°	T	LENGTH

HOLES, NOTCHES AND CUTOUTS (Specify: shape, size and location):

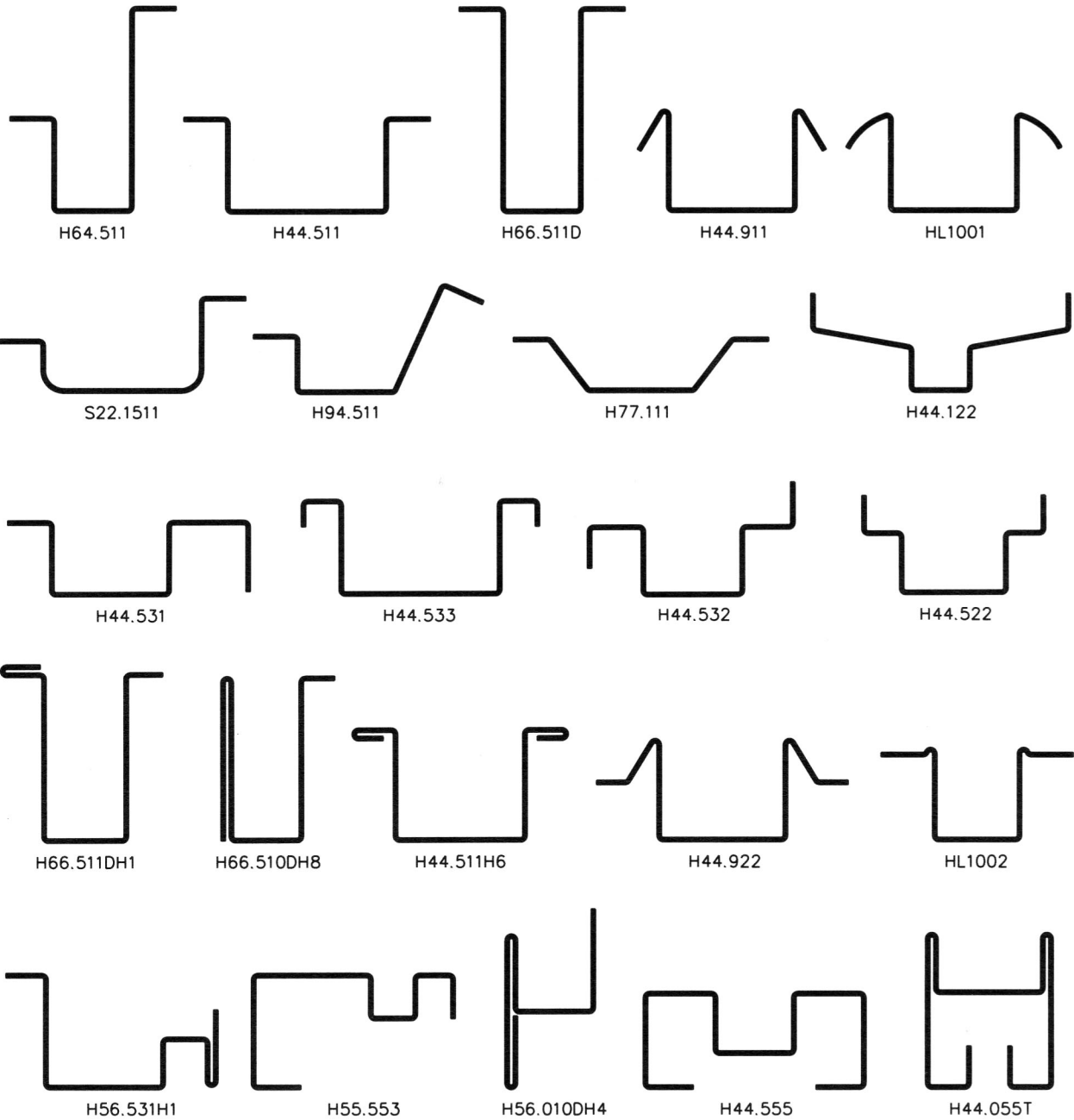
HAT SECTIONS

MILGO/BUFKIN supplies hat sections and channels with outward flanging for a variety of applications including

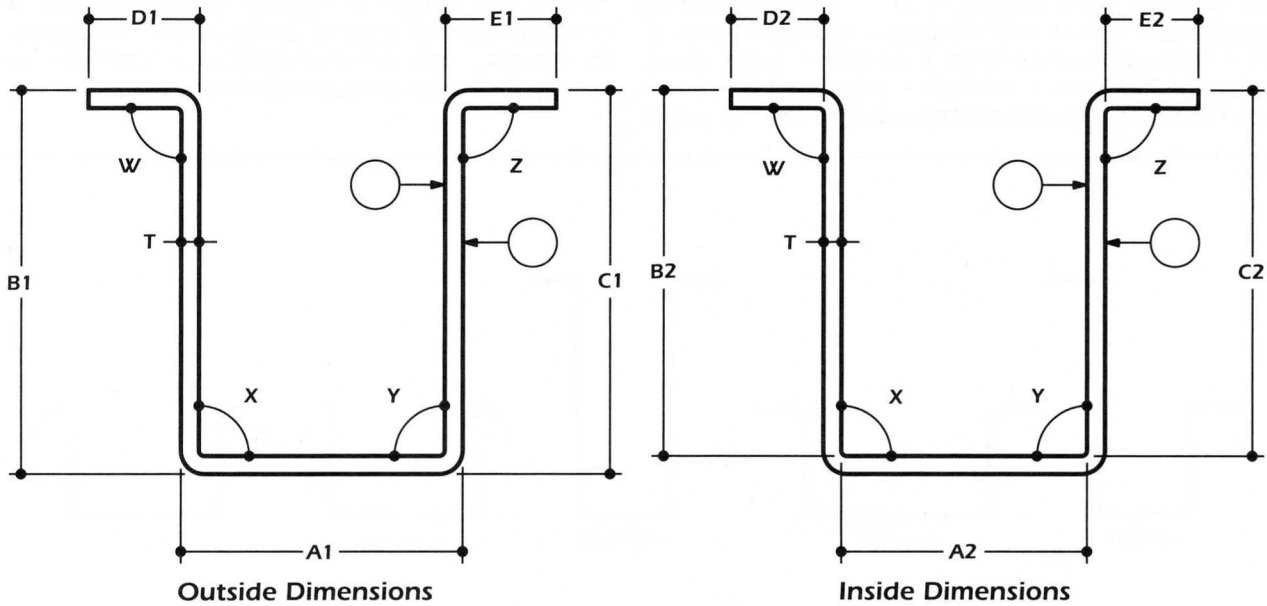
- ceiling headers
- door and window moldings
- drapery pockets
- flush glaze moldings
- furring
- glass shoes
- glass trim
- mullions
- railings
- snap covers
- track moldings
- troughs.

The cross sections below are not actual

size. Customers should specify all dimensions, angles and radii as well as type of material, its thickness and finish. Part numbers refer to general configuration. Variations are easy to achieve. Use these shapes as a reference point and specify your own unique requirements.



HAT SECTIONS



To order, photocopy this page, complete the form **below** and fax or mail it to MILGO/BUFKIN. Indicate finished surfaces on the drawings **above** by placing an "F" in the appropriate circle "O→." Lengths are often available up to 20 feet. Right angles (90°) are assumed unless otherwise

indicated. Larger radiused corners are available. Limitations may apply depending on the dimensions and material specified. Our technical staff will suggest modifications when advisable. Please fax or mail your own drawings if the above drawings are not applicable.

NAME: _____ CONTACT: _____
 ADDRESS: _____ JOB NAME: _____
 P.O.#: _____ PHONE: _____
 FAX: _____

MATERIAL	ALLOY	GAUGE (T)	FINISH	GRAIN	Specify inside or outside dimensions by circling A1 or A2, B1 or B2, etc.						
ITEM	A1 / A2	B1 / B2	C1 / C2	D1 / D2	E1 / E2	W°	X°	Y°	Z°	T	LENGTH

HOLES, NOTCHES AND CUTOUTS (Specify: shape, size and location):

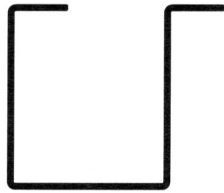
CHANNELS ONE-WAY FLANGES

MILGO/BUFKIN supplies one-way hat sections and channels with one-way flanging for a variety of applications including

- copings
- corner moldings
- door frames
- door pulls
- drip caps
- showcase members
- troughs
- window frames.

The cross sections below are not actual size.

Customers should specify all dimensions, angles and radii as well as type of material, its thickness and finish. Part numbers refer to general configuration. Variations are easy to achieve. Use these shapes as a reference point and specify your own unique requirements.



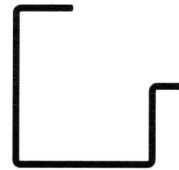
F66.511D



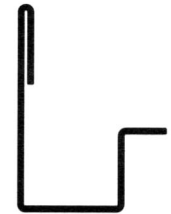
F44.511



F84.811



F64.511



H46.510H7



H44.510



H84.110




H45.510D




H68.910



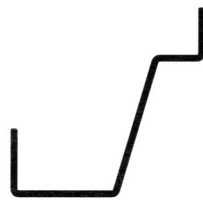
L3.5530



H95.130D



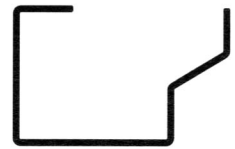
H66.530D



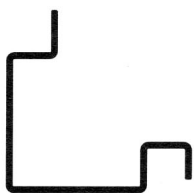
H94.120



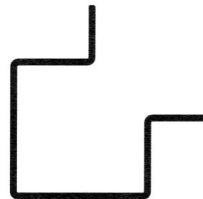
H45.520



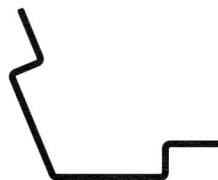
F54.412



F65.533



F65.531



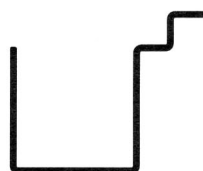
F95.531



F44.532



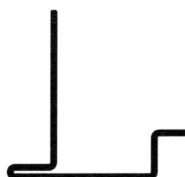
F54.561



H55.560



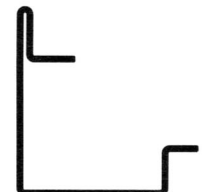
HL1003D



H46.510T1



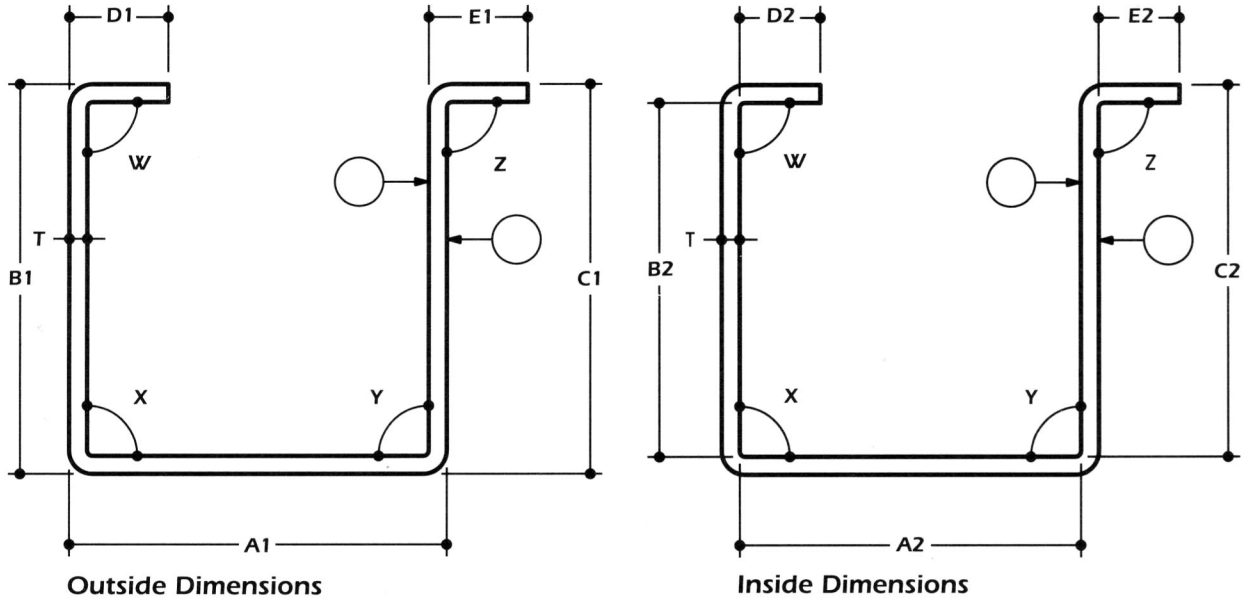
F44.531T1



T65.530T1

CHANNELS

ONE-WAY FLANGES



To order, photocopy this page, complete the form **below** and fax or mail it to MILGO/BUFKIN. Indicate finished surfaces on the drawings **above** by placing an "F" in the appropriate circle "○→." Lengths are often available up to 20 feet. Right angles (90°) are assumed unless otherwise

indicated. Larger radiused corners are available. Limitations may apply depending on the dimensions and material specified. Our technical staff will suggest modifications when advisable. Please fax or mail your own drawings if the above drawings are not applicable.

NAME: _____ CONTACT: _____
 ADDRESS: _____ JOB NAME: _____
 P.O.#: _____ PHONE: _____
 FAX: _____

MATERIAL	ALLOY	GAUGE (T)	FINISH	GRAIN							
Specify inside or outside dimensions by circling A1 or A2, B1 or B2, etc.											
ITEM	A1 / A2	B1 / B2	C1 / C2	D1 / D2	E1 / E2	W°	X°	Y°	Z°	T	LENGTH

HOLES, NOTCHES AND CUTOUTS (Specify: shape, size and location):


TUBES

CLOSED AND OPEN BACK

MILGO/BUFKIN supplies tubes with open and closed backs, box channels and closed channels for a variety of applications including

- closure moldings
- column covers
- corner posts
- decorative frame members
- door stiles
- door tracks
- furniture components
- handrail caps
- handrails
- mullion covers
- snap-on moldings
- support

studs. The cross sections below are not actual size. Customers should specify all dimensions, angles and radii as well as type of material, its thickness and finish. Part numbers refer to general configuration. Variations are easy to achieve. Use these shapes as a reference point and specify your own unique requirements.



T55.511



T44.511



T44.511



T44.111



T54.511



T66.511D



T66.911D



T27.511D



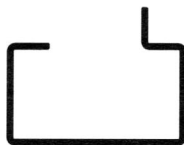
T88.111



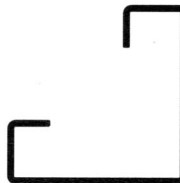
T88.511



T54.831



T44.531



T65.521



T58.121



T88.121



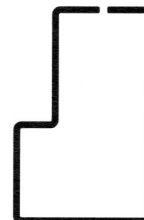
T44.522




T44.533



S33.1531D




T46.571



T38.561



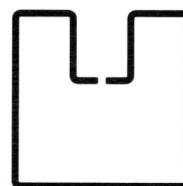
T77.122



T77.533



T54.231T5



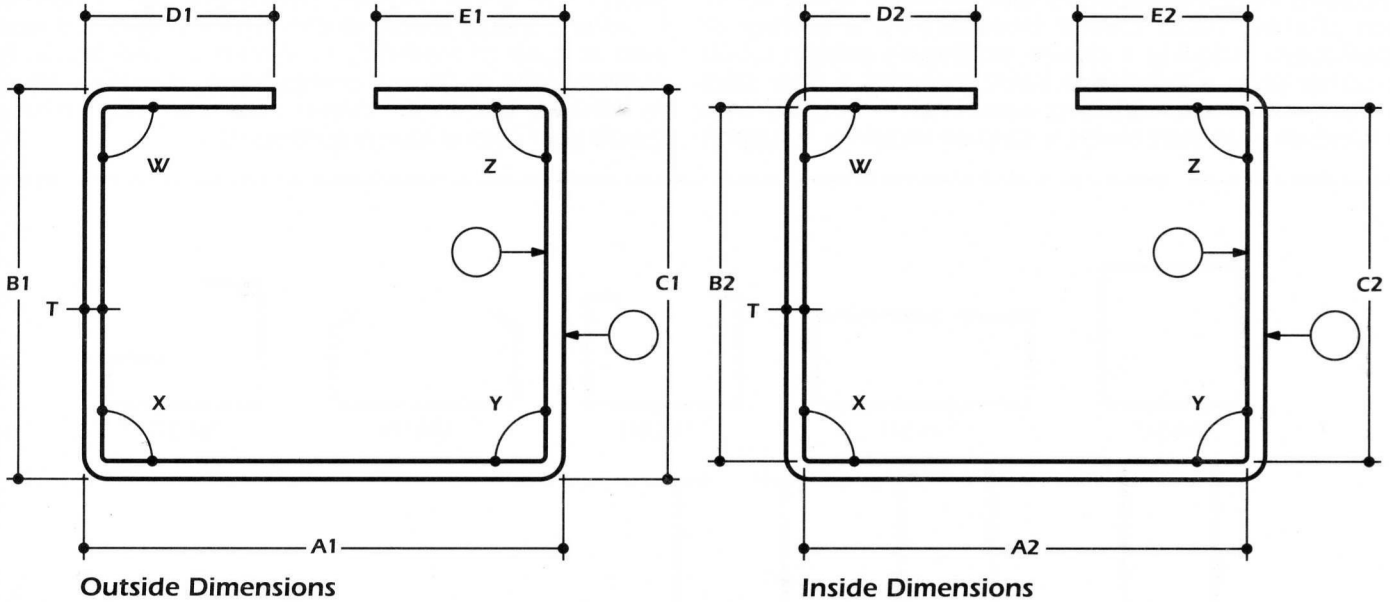
T55.566



T88.142

TUBES

CLOSED AND OPEN BACK



To order, photocopy this page, complete the form below and fax or mail it to MILGO/BUFKIN. Indicate finished surfaces on the drawings above by placing an "F" in the appropriate circle "○→." Lengths are often available up to 20 feet. Right angles (90°) are assumed unless otherwise

indicated. Larger radiused corners are available. Limitations may apply depending on the dimensions and material specified. Our technical staff will suggest modifications when advisable. Please fax or mail your own drawings if the above drawings are not applicable.

NAME: _____ CONTACT: _____
 ADDRESS: _____ JOB NAME: _____
 P.O.#: _____ PHONE: _____
 FAX: _____

MATERIAL	ALLOY		GAUGE (T)	FINISH				GRAIN			
	Specify inside or outside dimensions by circling A1 or A2, B1 or B2, etc.										
ITEM	A1 / A2	B1 / B2	C1 / C2	D1 / D2	E1 / E2	W°	X°	Y°	Z°	T	LENGTH

HOLES, NOTCHES AND CUTOUTS (Specify: shape, size and location):

TUBES


CLOSED AND OPEN CORNER

MILGO/BUFKIN supplies tubes with open and closed corners, box channels and V-channels for a variety of applications including


- corner moldings
- door moldings
- fascia panels
- fascia trim
- framing
- furniture components
- snap-on covers.

The cross sections below are

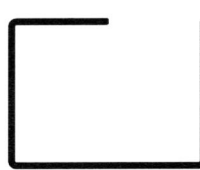
not actual size. Customers should specify all dimensions, angles and radii as well as type of material, its thickness and finish. Part numbers refer to general configuration. Variations are easy to achieve. Use these shapes as a reference point and specify your own unique requirements.



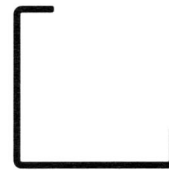
T55.510



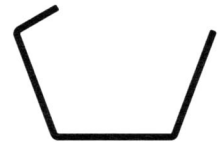
T54.510



T44.510




T65.510



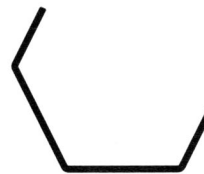
T88.110



T66.510D



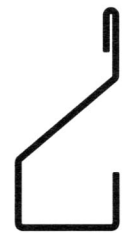
T44.510H1



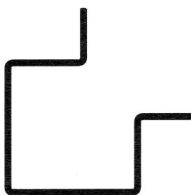
T98.110




T75.110D



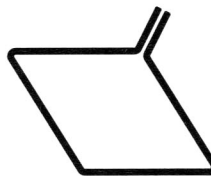
T55.130H4



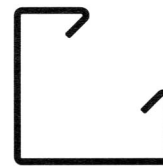
F65.531



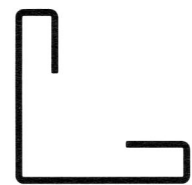
F55.431




F82.731



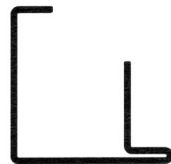
T65.621



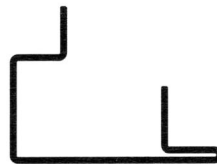
T65.521



T55.950



T64.510T1



T54.530T1



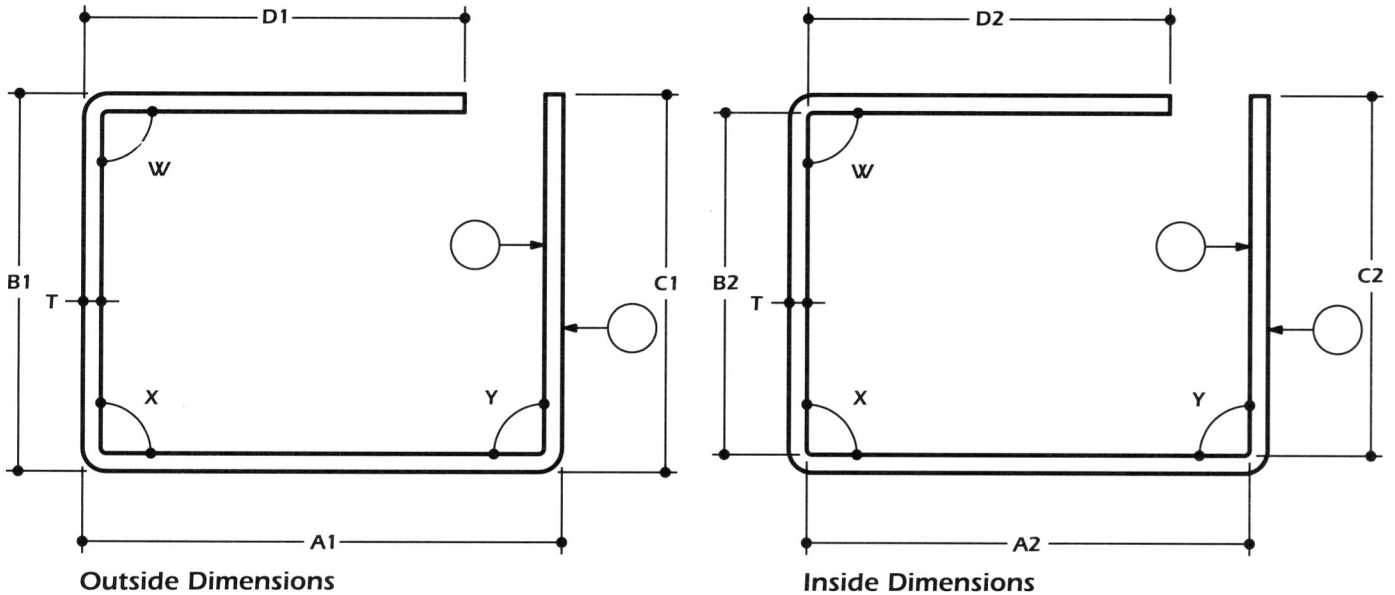
A6.660T



A8.660T

TUBES

CLOSED AND OPEN CORNER



To order, photocopy this page, complete the form **below** and fax or mail it to MILGO/BUFKIN. Indicate finished surfaces on the drawings **above** by placing an "F" in the appropriate circle "O→." Lengths are often available up to 20 feet. Right angles (90°) are assumed unless otherwise

indicated. Larger radiused corners are available. Limitations may apply depending on the dimensions and material specified. Our technical staff will suggest modifications when advisable. Please fax or mail your own drawings if the above drawings are not applicable.

NAME: _____ CONTACT: _____
 ADDRESS: _____ JOB NAME: _____
 _____ PHONE: _____
 P.O.#: _____ FAX: _____

MATERIAL	ALLOY		GAUGE (T)		FINISH			GRAIN	
Specify inside or outside dimensions by circling A1 or A2, B1 or B2, etc.									
ITEM	A1 / A2	B1 / B2	C1 / C2	D1 / D2	W°	X°	Y°	T	LENGTH

HOLES, NOTCHES AND CUTOUTS (Specify: shape, size and location):

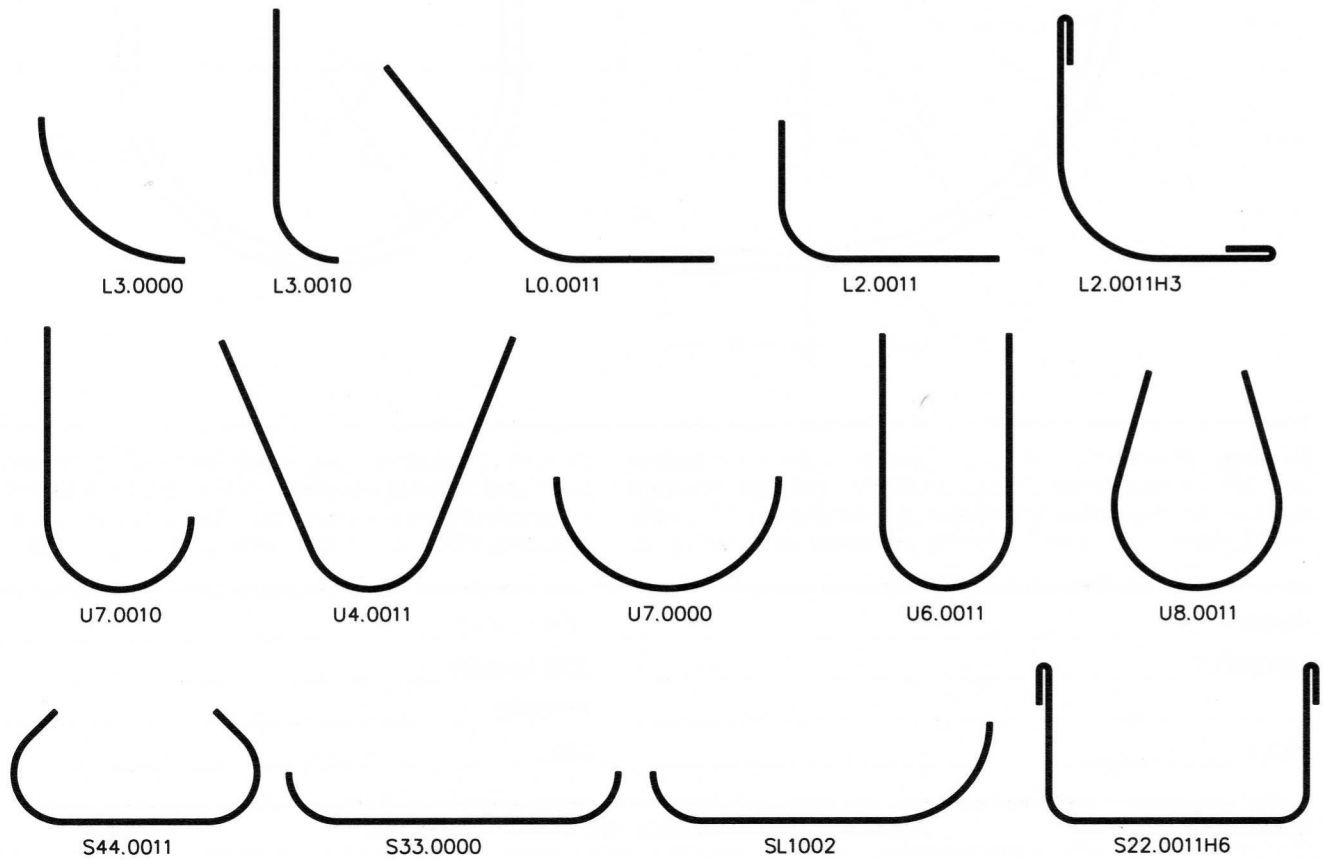
ROUNDED CORNERS & CHANNELS

MILGO/BUFKIN supplies flangeless rounded corners and channels, quarter-rounds and half-rounds for a variety of applications including

- corner moldings
- cove moldings
- furniture components
- reflectors
- rounded angles
- water troughs.

The cross sections below are not actual size.

Customers should specify all dimensions, angles and radii as well as type of material, its thickness and finish. Part numbers refer to general configuration. Variations are easy to achieve. Use these shapes as a reference point and specify your own unique requirements.



Materials

Aluminum
Alpolic
Alucobond
Copper
Commercial Bronze
Architectural Bronze
Muntz Metal
Red Brass
Yellow Brass
Nickel Silver
Lead

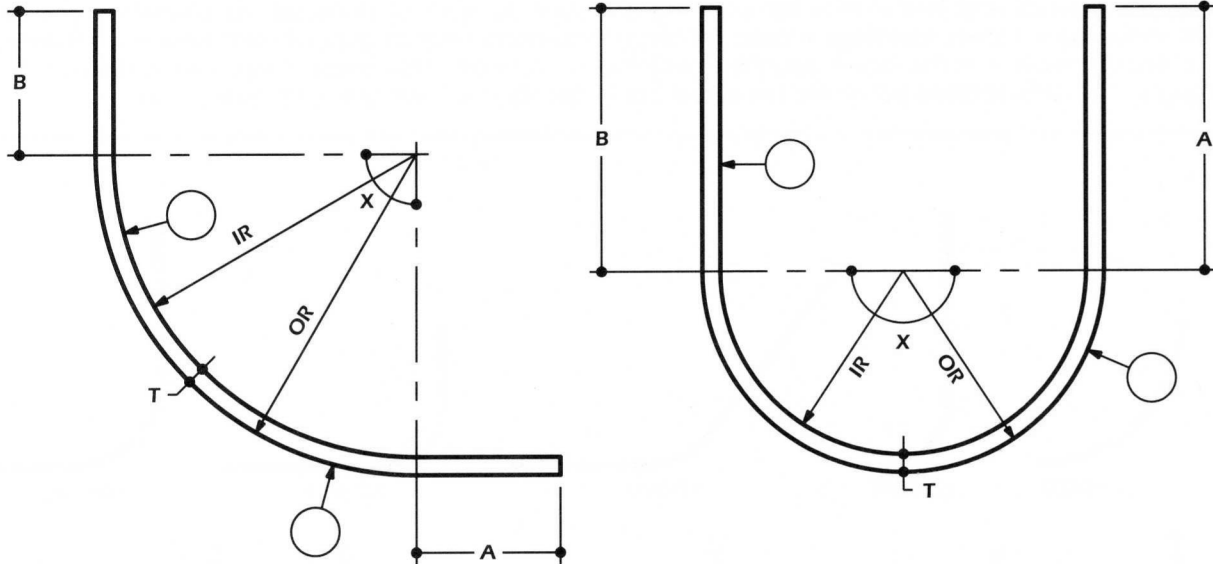
Stainless
Colored Stainless
Cold Rolled Steel
Hot Rolled Steel
Brass Plated Steel
Chrome Plated Steel
Copper Plated Steel
Galvanized Steel
Corten Steel
Zinc

Finishes

Anodized
Chemical Patinas
Oxidized Finishes
Plated
Mirrored #7
Mirrored #8
Brushed #3
Brushed #4

Hand-Rubbed Satin
Nondirectional Satin
Special Hand Finishes
Etched
Sandblasted
Fluted
Painted
Primed for Painting

ROUNDED CORNERS & CHANNELS



To order, photocopy this page, complete the form below and fax or mail it to MILGO/BUFKIN. Indicate finished surfaces on the drawings above by placing an "F" in the appropriate circle "○→." Lengths are often available up to

20 feet. Limitations may apply depending on the dimensions and material specified. Our technical staff will suggest modifications when advisable. Please fax or mail your own drawings if the above drawings are not applicable.

NAME: _____ CONTACT: _____
 ADDRESS: _____ JOB NAME: _____
 P.O.#: _____ PHONE: _____
 FAX: _____

MATERIAL	ALLOY		GAUGE (T)		FINISH		GRAIN	
	A	B	IR	OR	X°	T	LENGTH	
ITEM								

HOLES, NOTCHES AND CUTOUTS (Specify: shape, size and location):

MILGO/BUFKIN

68 Lombardy Street, Brooklyn, New York 11222
 (718) 388-6476 Telefax (718) 963-0614
 © 1990 Milgo Industrial Inc.

ROUNDED CORNERS

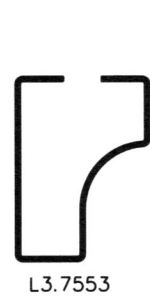
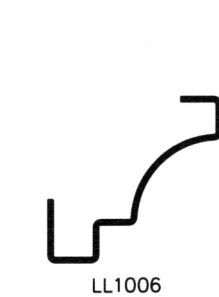
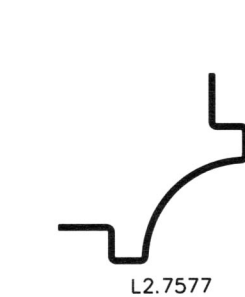
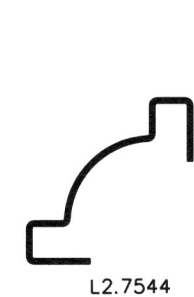
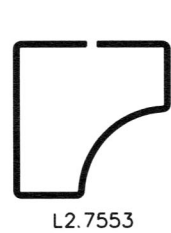
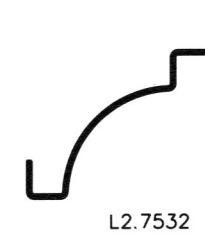
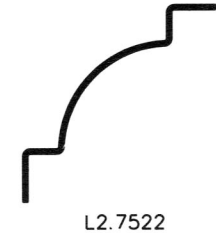
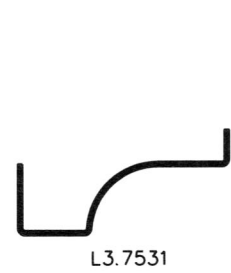
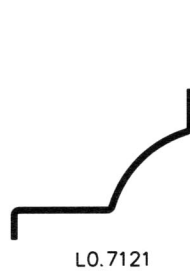
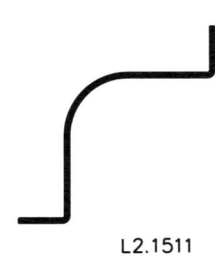
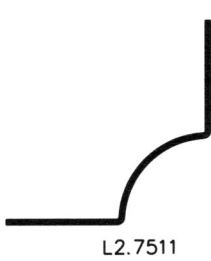
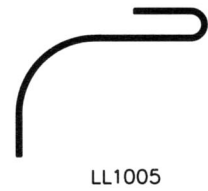
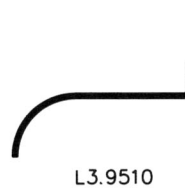
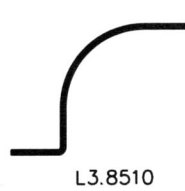
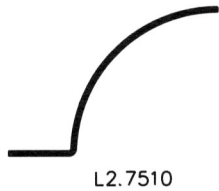
OUTWARD FLANGES

MILGO/BUFKIN supplies rounded angles and corners with outside returns for a variety of applications including

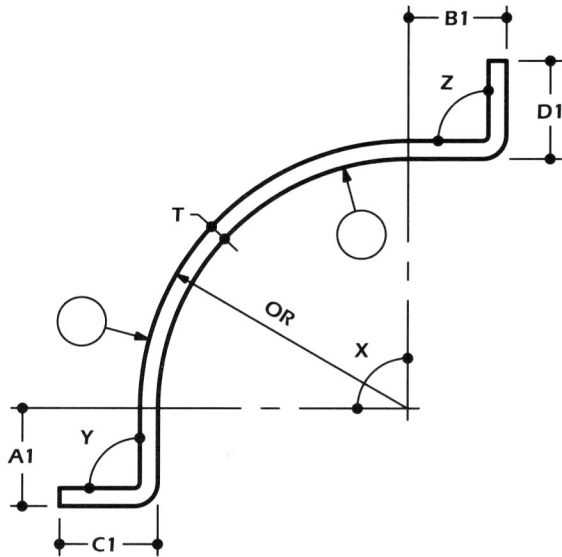
- bullnoses
- ceiling coves
- corner trim
- decorative moldings
- door moldings
- edge caps
- frame trim
- furniture components
- glazing bead
- light coves
- window trim.

The cross sections below are not actual size.

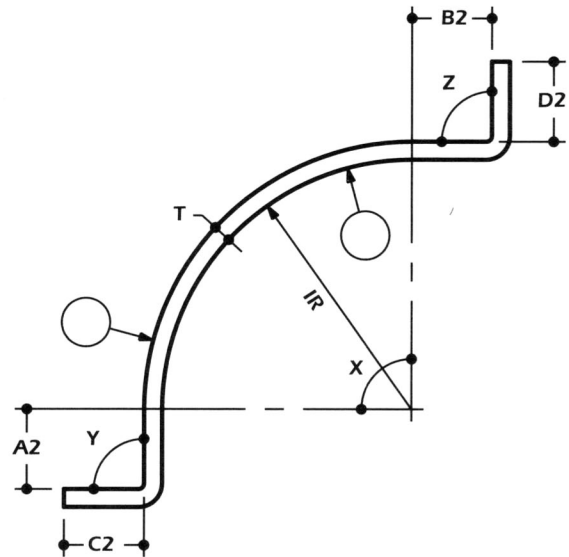
Customers should specify all dimensions, angles and radii as well as type of material, its thickness and finish. Part numbers refer to general configuration. Variations are easy to achieve. Use these shapes as a reference point and specify your own unique requirements.



ROUNDED CORNERS OUTWARD FLANGES



Outside Dimensions



Inside Dimensions

To order, photocopy this page, complete the form below and fax or mail it to MILGO/BUFKIN. Indicate finished surfaces on the drawings above by placing an "F" in the appropriate circle "O→." Lengths are often available up to 20 feet. Right angle bends (90°) are assumed unless

otherwise indicated. Larger radiused bends are available. Limitations may apply depending on the dimensions and material specified. Our technical staff will suggest modifications when advisable. Please fax or mail your own drawings if the above drawings are not applicable.

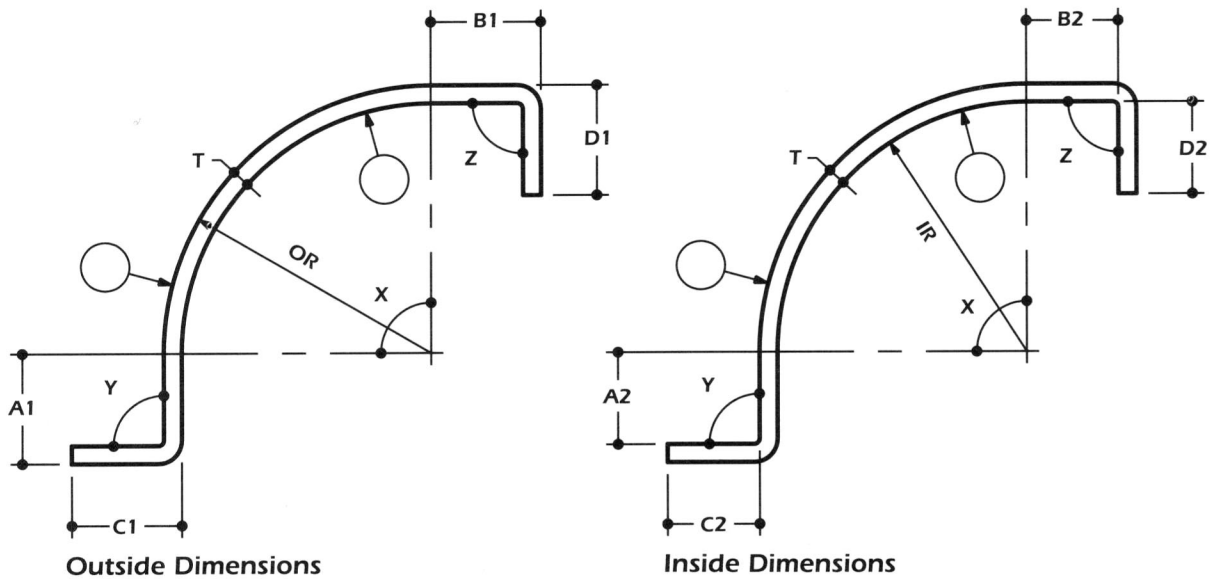
NAME: _____ CONTACT: _____
 ADDRESS: _____ JOB NAME: _____
 P.O.#: _____ PHONE: _____
 FAX: _____

MATERIAL	ALLOY	GAUGE (T)	FINISH	GRAIN	Specify inside or outside dimensions by circling A1 or A2, B1 or B2, etc.					
ITEM	A1 / A2	B1 / B2	C1 / C2	D1 / D2	OR / IR	X°	Y°	Z°	T	LENGTH

HOLES, NOTCHES AND CUTOUTS (Specify: shape, size and location):

ROUNDED CORNERS

ONE-WAY FLANGES



To order, photocopy this page, complete the form **below** and fax or mail it to MILGO/BUFKIN. Indicate finished surfaces on the drawings **above** by placing an "F" in the appropriate circle "○→." Lengths are often available up to 20 feet. Right angle bends (90°) are assumed unless

otherwise indicated. Larger radiused bends are available. Limitations may apply depending on the dimensions and material specified. Our technical staff will suggest modifications when advisable. Please fax or mail your own drawings if the above drawings are not applicable.

NAME: _____ CONTACT: _____
 ADDRESS: _____ JOB NAME: _____
 P.O.#: _____ PHONE: _____
 FAX: _____

MATERIAL	ALLOY		GAUGE (T)		FINISH		GRAIN			
Specify inside or outside dimensions by circling A1 or A2, B1 or B2, etc.										
ITEM	A1 / A2	B1 / B2	C1 / C2	D1 / D2	OR / IR	X°	Y°	Z°	T	LENGTH

HOLES, NOTCHES AND CUTOUTS (Specify: shape, size and location):

ROUNDED CORNERS

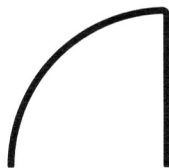
INWARD FLANGES

MILGO/BUFKIN supplies rounded angles and corners with inside returns for a variety of applications including

- bullnose trim
- chair rails
- column covers
- corner moldings
- door frame elements
- handrail caps
- skylight trim
- snap-on moldings.

The cross sections below are not


actual size. Customers should specify all dimensions, angles and radii as well as type of material, its thickness and finish. Part numbers refer to general configuration. Variations are easy to achieve. Use these shapes as a reference point and specify your own unique requirements.



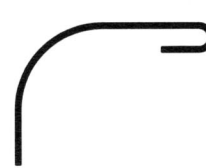
L2.6510



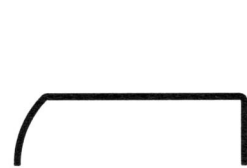
L2.5510



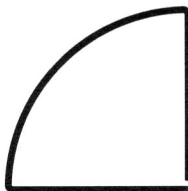
L2.5910



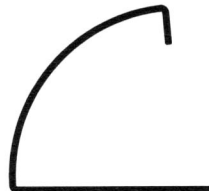
LL1001



L0.6120



L2.2511



L2.2211



L0.2911



L4.2111



Q4.2511



L3.2511



L0.2621



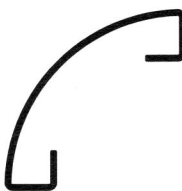
L1.2811




L2.2531




L0.2221




L2.2522



L2.2533



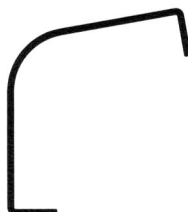
L0.2933



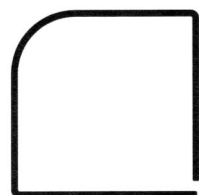
L4.2133



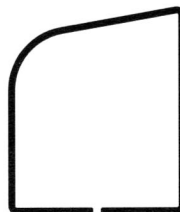
L0.2432



L1.1511



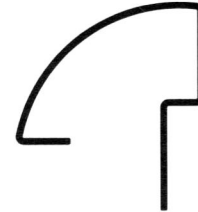
L3.1511



L1.1821



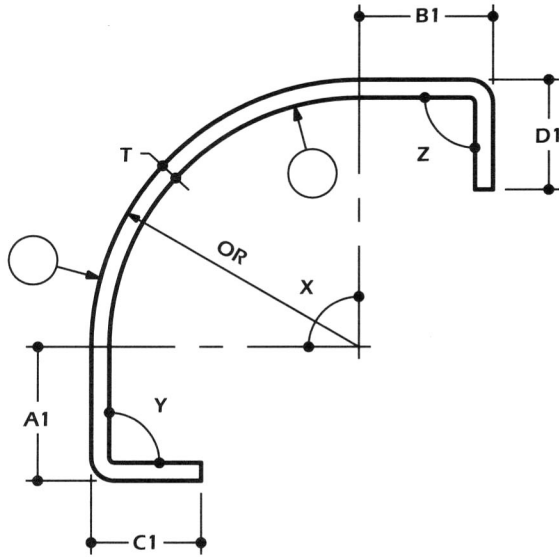
L2.2532



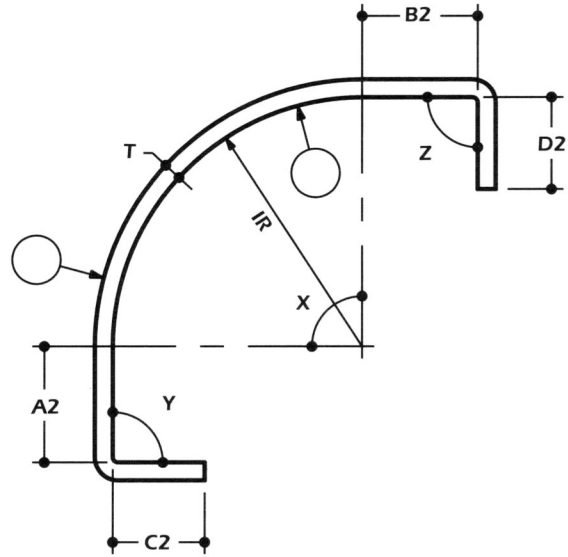
L2.2361

ROUNDED CORNERS

INWARD FLANGES



Outside Dimensions



Inside Dimensions

To order, photocopy this page, complete the form **below** and fax or mail it to MILGO/BUFKIN. Indicate finished surfaces on the drawings **above** by placing an "F" in the appropriate circle "○→." Lengths are often available up to 20 feet. Right angle bends (90°) are assumed unless

otherwise indicated. Larger radiused bends are available. Limitations may apply depending on the dimensions and material specified. Our technical staff will suggest modifications when advisable. Please fax or mail your own drawings if the above drawings are not applicable.

NAME: _____ CONTACT: _____
 ADDRESS: _____ JOB NAME: _____
 P.O.#: _____ PHONE: _____
 FAX: _____

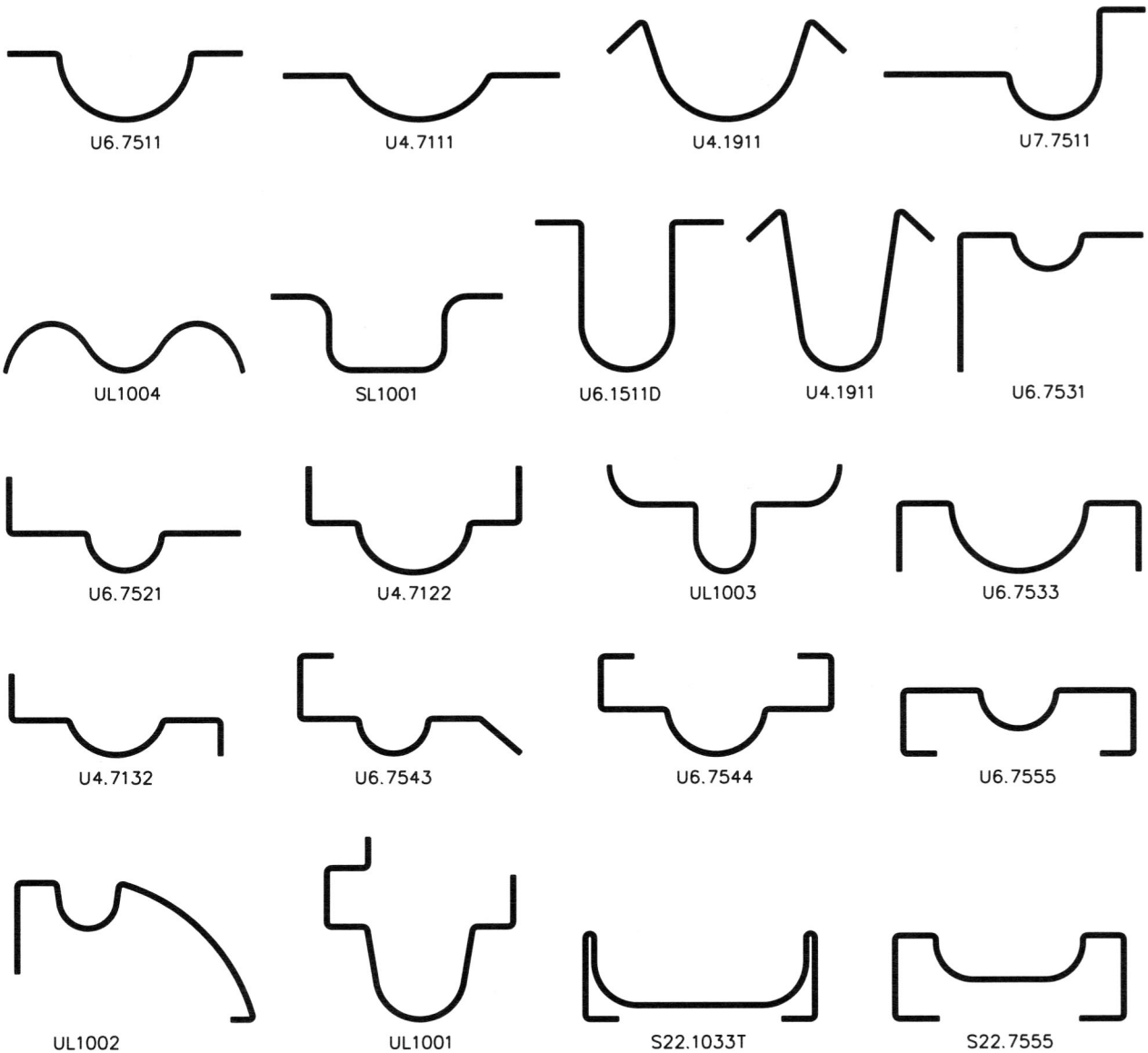
MATERIAL	ALLOY		GAUGE (T)		FINISH		GRAIN			
Specify inside or outside dimensions by circling A1 or A2, B1 or B2, etc.										
ITEM	A1/A2	B1/B2	C1/C2	D1/D2	OR/IR	X°	Y°	Z°	T	LENGTH

HOLES, NOTCHES AND CUTOUTS (Specify: shape, size and location):

ROUNDED CHANNELS OUTWARD FLANGES

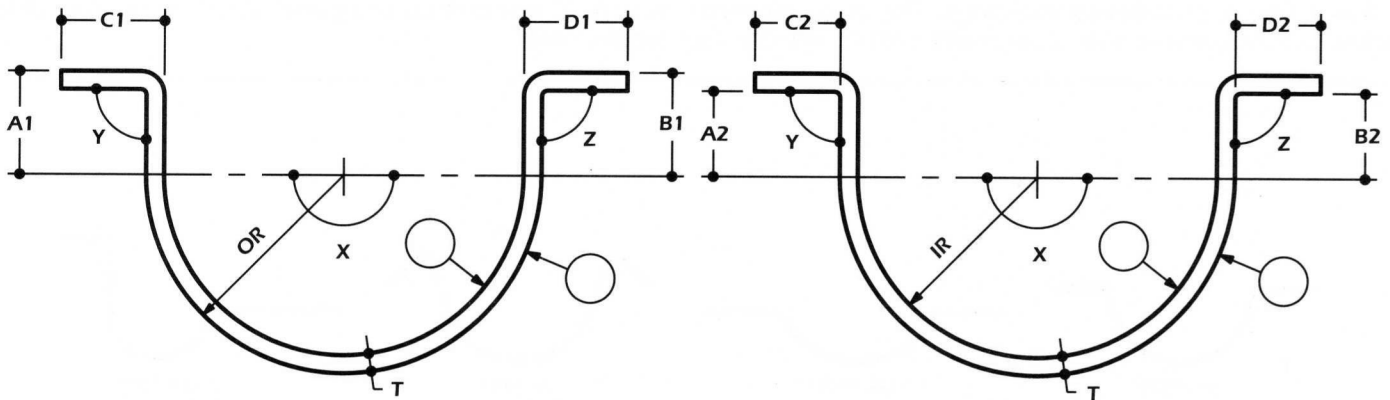
MILGO/BUFKIN supplies rounded channels, J-shapes and U-shapes with outside returns for a variety of applications including ▪ moldings ▪ bullnoses ▪ deal trays ▪ edge trim ▪ frame trim ▪ ornamental moldings. The cross sections below are not actual size. Customers should specify all

dimensions, angles and radii as well as type of material, its thickness and finish. Part numbers refer to general configuration. Variations are easy to achieve. Use these shapes as a reference point and specify your own unique requirements.



ROUNDED CHANNELS

OUTWARD FLANGES



Outside Dimensions

Inside Dimensions

To order, photocopy this page, complete the form below and fax or mail it to MILGO/BUFKIN. Indicate finished surfaces on the drawings above by placing an "F" in the appropriate circle "○→." Lengths are often available up to 20 feet. Right angle bends (90°) are assumed unless

otherwise indicated. Larger radiused bends are available. Limitations may apply depending on the dimensions and material specified. Our technical staff will suggest modifications when advisable. Please fax or mail your own drawings if the above drawings are not applicable.

NAME: _____ CONTACT: _____
 ADDRESS: _____ JOB NAME: _____
 P.O.#: _____ PHONE: _____
 FAX: _____

MATERIAL	ALLOY	GAUGE (T)	FINISH	GRAIN	Specify inside or outside dimensions by circling A1 or A2, B1 or B2, etc.					
ITEM	A1 / A2	B1 / B2	C1 / C2	D1 / D2	OR / IR	X°	Y°	Z°	T	LENGTH


HOLES, NOTCHES AND CUTOUTS (Specify: shape, size and location):

ROUNDED CHANNELS

ONE-WAY FLANGES

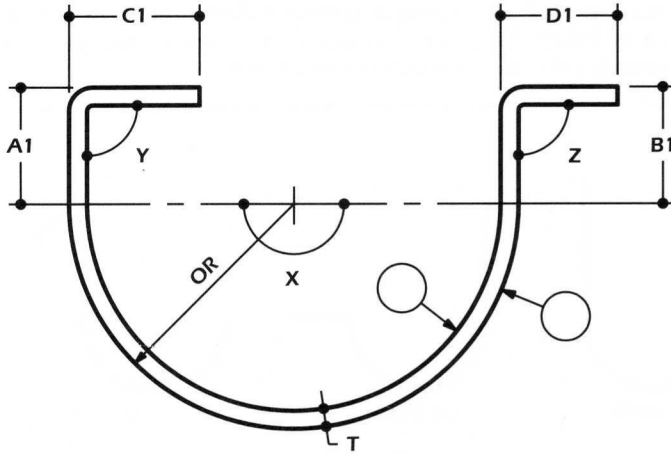
MILGO/BUFKIN supplies rounded channels, J-shapes and U-shapes with one-way returns for a variety of applications including ▀ astragals ▀ cove moldings ▀ door stops ▀ edge caps ▀ gutters ▀ light troughs ▀ snap-on moldings ▀ wall sconces. The cross sections below are not actual size.

Customers should specify all dimensions, angles and radii as well as type of material, its thickness and finish. Part numbers refer to general configuration. Variations are easy to achieve. Use these shapes as a reference point and specify your own unique requirements.

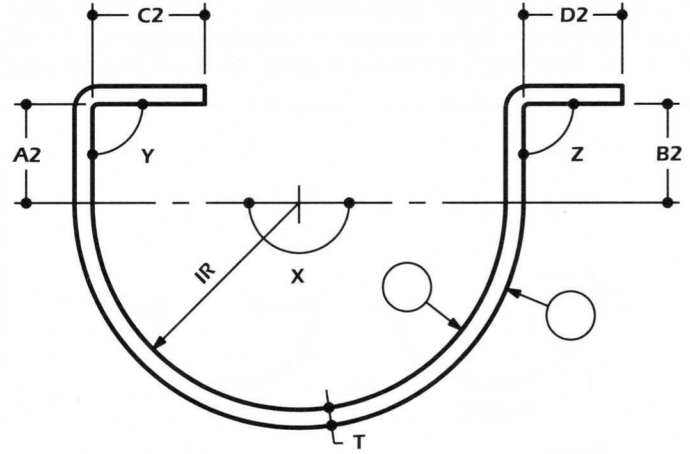


ROUNDED CHANNELS

ONE-WAY FLANGES



Outside Dimensions



Inside Dimensions

To order, photocopy this page, complete the form below and fax or mail it to MILGO/BUFKIN. Indicate finished surfaces on the drawings above by placing an "F" in the appropriate circle "O→." Lengths are often available up to 20 feet. Right angle bends (90°) are assumed unless

otherwise indicated. Larger radiused bends are available. Limitations may apply depending on the dimensions and material specified. Our technical staff will suggest modifications when advisable. Please fax or mail your own drawings if the above drawings are not applicable.

NAME: _____ CONTACT: _____
 ADDRESS: _____ JOB NAME: _____
 P.O.#: _____ PHONE: _____
 FAX: _____

MATERIAL	ALLOY		GAUGE (T)		FINISH			GRAIN		
Specify inside or outside dimensions by circling A1 or A2, B1 or B2, etc.										
ITEM	A1 / A2	B1 / B2	C1 / C2	D1 / D2	OR / IR	X°	Y°	Z°	T	LENGTH


HOLES, NOTCHES AND CUTOUTS (Specify: shape, size and location):

ROUNDED CHANNELS

INWARD FLANGES

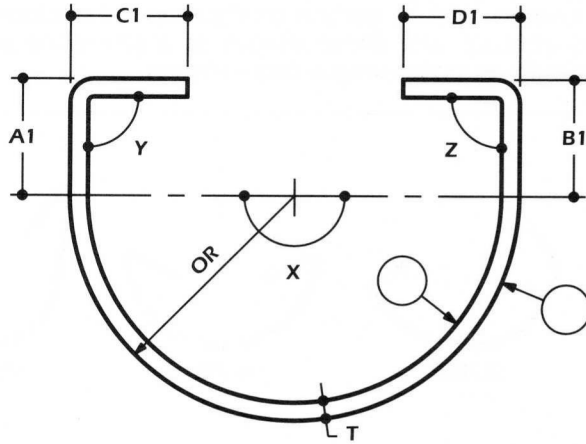
MILGO/BUFKIN supplies rounded channels, J-shapes and U-shapes with inside returns for a variety of applications including ▀ astragals ▀ bullnoses ▀ column covers ▀ cornices ▀ door stiles ▀ handrail caps ▀ light covers ▀ nosing ▀ snap-on moldings. The cross sections below are not actual size.

Customers should specify all dimensions, angles and radii as well as type of material, its thickness and finish. Part numbers refer to general configuration. Variations are easy to achieve. Use these shapes as a reference point and specify your own unique requirements.

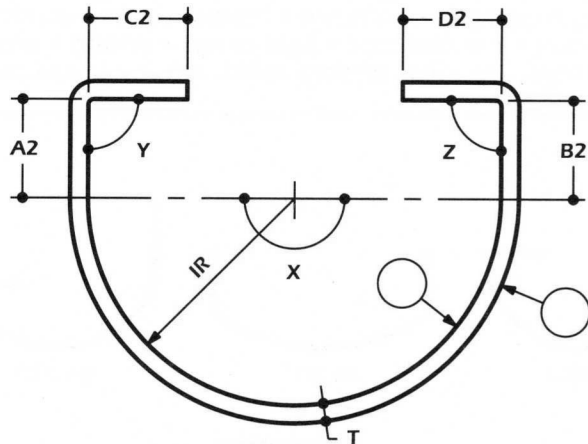


ROUNDED CHANNELS

INWARD FLANGES



Outside Dimensions



Inside Dimensions

To order, photocopy this page, complete the form below and fax or mail it to MILGO/BUFKIN. Indicate finished surfaces on the drawings above by placing an "F" in the appropriate circle "○→." Lengths are often available up to 20 feet. Right angle bends (90°) are assumed unless

otherwise indicated. Larger radiused bends are available. Limitations may apply depending on the dimensions and material specified. Our technical staff will suggest modifications when advisable. Please fax or mail your own drawings if the above drawings are not applicable.

NAME: _____
 ADDRESS: _____
 P.O.#: _____

CONTACT: _____
 JOB NAME: _____
 PHONE: _____
 FAX: _____


MATERIAL	ALLOY		GAUGE (T)		FINISH			GRAIN		
	Specify inside or outside dimensions by circling A1 or A2, B1 or B2, etc.									
ITEM	A1/A2	B1/B2	C1/C2	D1/D2	OR/IR	X°	Y°	Z°	T	LENGTH

HOLES, NOTCHES AND CUTOUTS (Specify: shape, size and location):

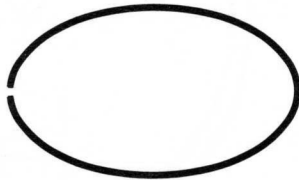
CYLINDERS/ ROUNDED TUBES

MILGO/BUFKIN supplies cylinders and rounded tubes for a variety of applications including ■ chart rails ■ column covers ■ conduits ■ corner posts ■ handrail caps ■ mullion covers ■ ornamental trim ■ railings ■ snap-on moldings. The cross sections below are not actual size. Customers


should specify all dimensions, angles and radii as well as type of material, its thickness and finish. Part numbers refer to general configuration. Variations are easy to achieve. Use these shapes as a reference point and specify your own unique requirements.




Q1.0000




QL1001



SL1003



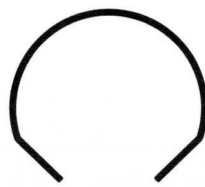
SL1004



Q4.7511




Q6.7111



U8.2111




U8.8111



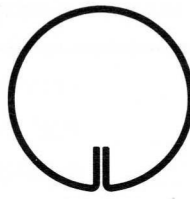
Q4.6510




Q6.2911



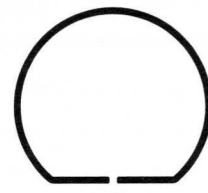
Q8.2911



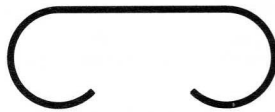
Q0.2911



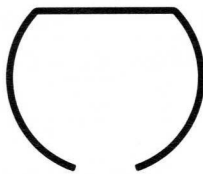
Q4.2511




Q6.2111



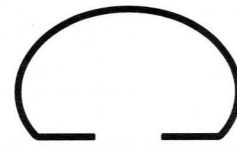
S99.0000




SL1005



QL1004




QL1002



U8.2933
U4.2933




QL1003



Q9.9530

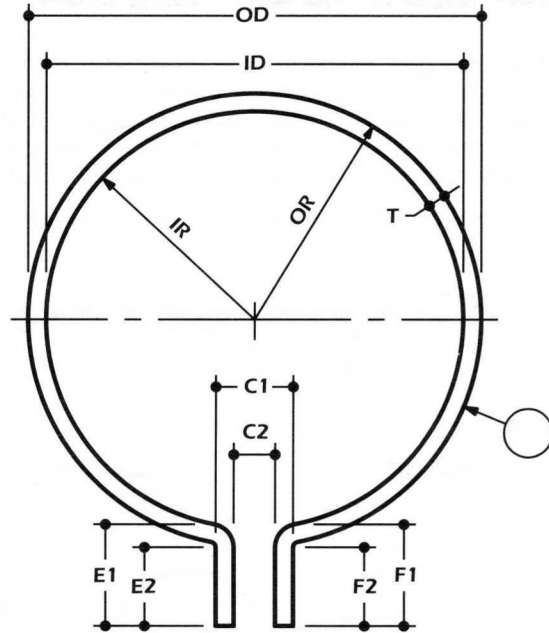
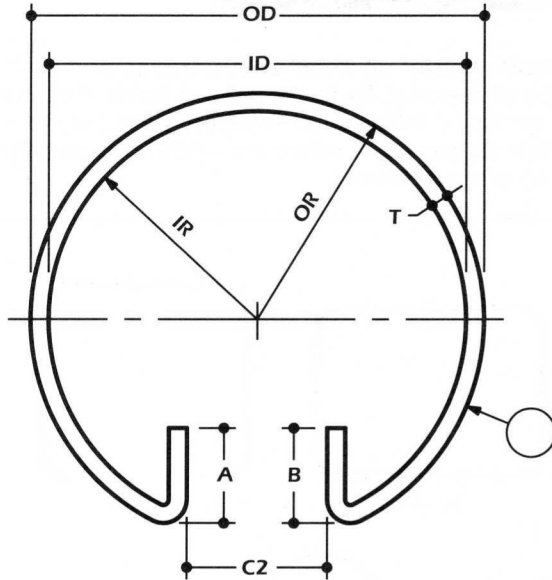


U8.3231



Q4.2133

CYLINDERS



To order, photocopy this page, complete the form **below** and fax or mail it to MILGO/BUFKIN. Indicate finished surfaces on the drawings **above** by placing an "F" in the appropriate circle "○→." Lengths are often available up to

20 feet. Limitations may apply depending on the dimensions and material specified. Our technical staff will suggest modifications when advisable. Please fax or mail your own drawings if the above drawings are not applicable.

NAME: _____
 ADDRESS: _____
 P.O.#: _____

CONTACT: _____
 JOB NAME: _____
 PHONE: _____
 FAX: _____

MATERIAL	ALLOY		GAUGE (T)		FINISH		GRAIN		
	Specify inside or outside dimensions by circling C1 or C2, E1 or E2, etc.								
ITEM	A	B	C1 / C2	E1 / E2	F1 / F2	OD / ID	OR / IR	T	LENGTH


HOLES, NOTCHES AND CUTOUTS (Specify: shape, size and location):

COMPLEX SHAPES

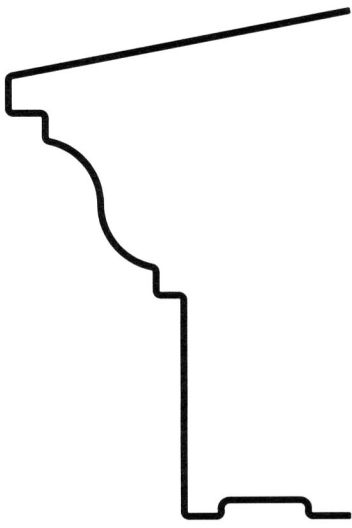
MILGO/BUFKIN supplies complex shapes and moldings for a variety of applications including

- architraves
- astragals
- chair rails
- column covers
- column trim
- cornices
- cove moldings
- decorative trim
- door frame components
- fascias
- furniture components
- range hoods
- light pockets
- mantels
- ogees
- ornamental moldings
- pilasters
- valances
- window

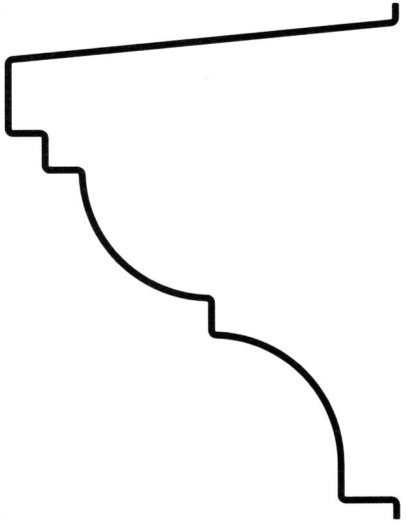
frames. The cross sections below and on the following pages are not actual size. Customers should specify all dimensions, angles and radii as well as type of material, its thickness and finish. Part numbers refer to general configuration. Variations are easy to achieve. Use these shapes as a reference point and specify your own unique requirements.



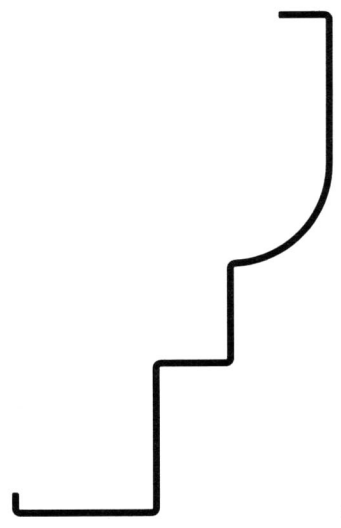
COMPLEX SHAPES



M1421



M1422



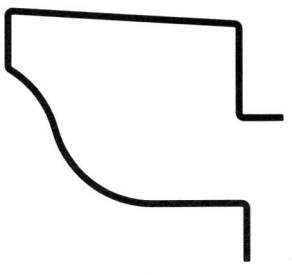
M1303



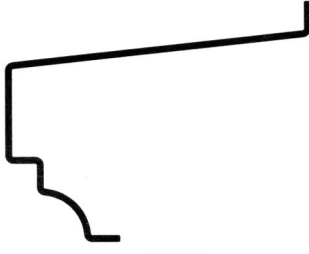
M1302



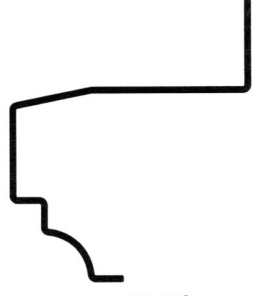
W456.246




M1413



M1411



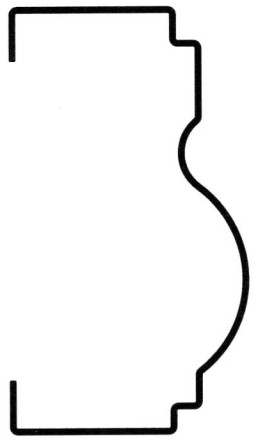
M1412



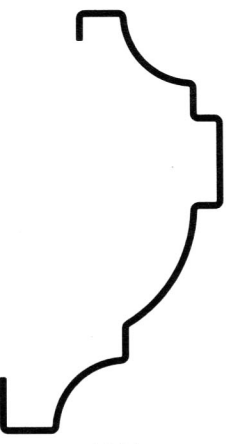
M1112



M1113



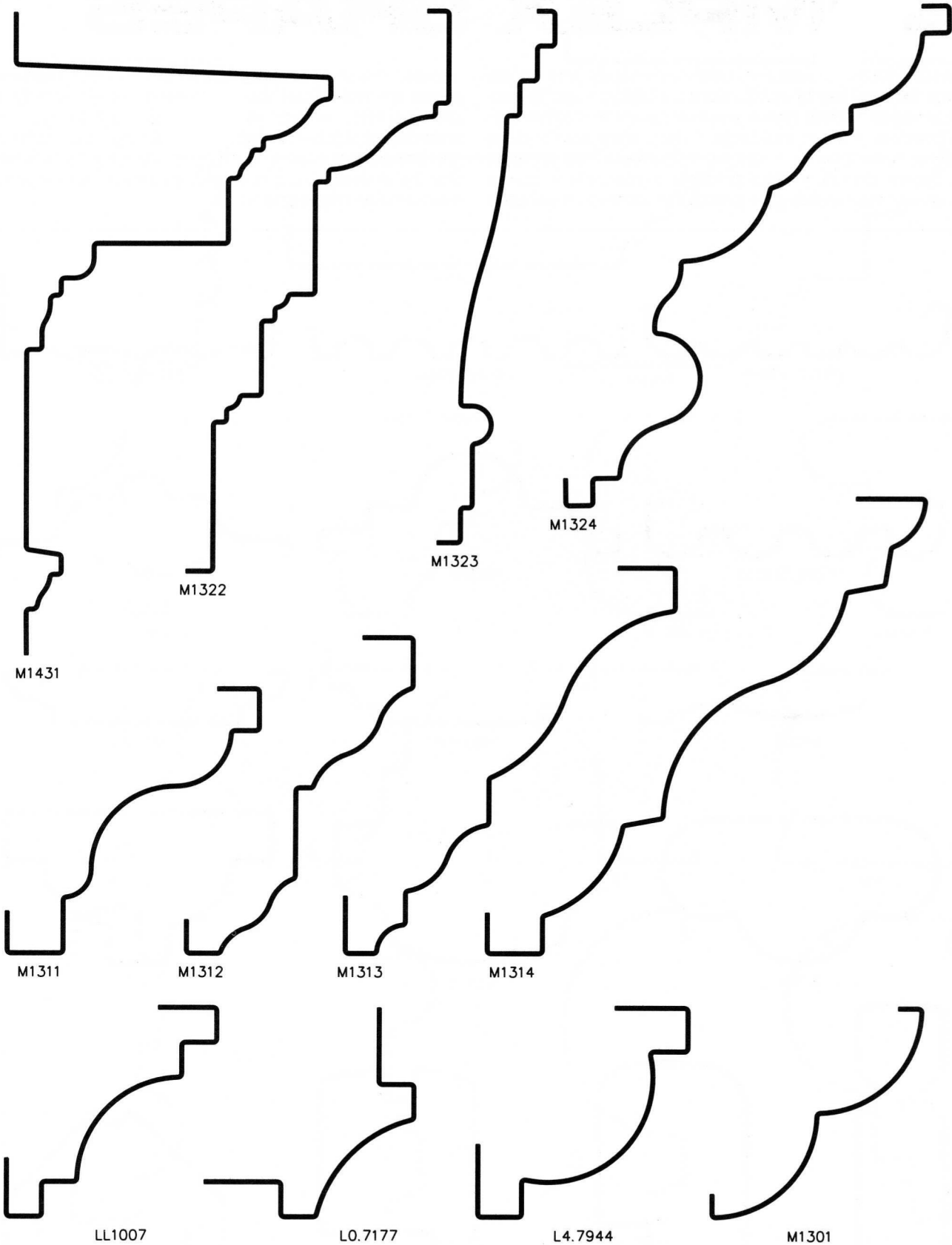
M1203




M1204




M1205

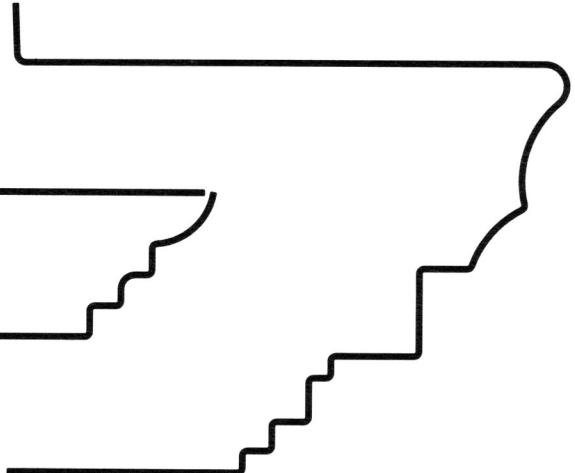




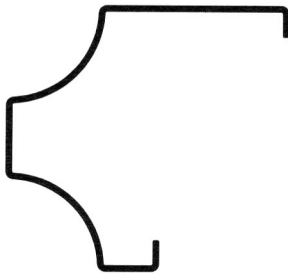
M1101



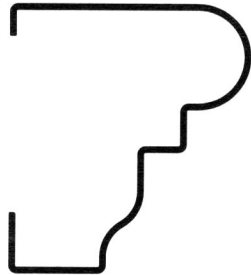
M1102



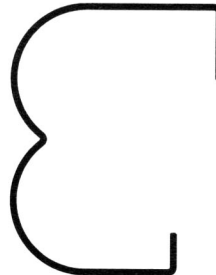
M1103



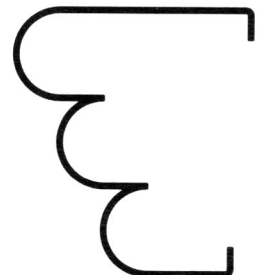
M1104




M1105



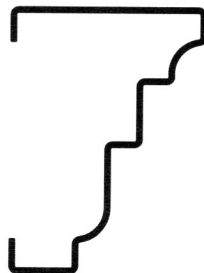
M1106



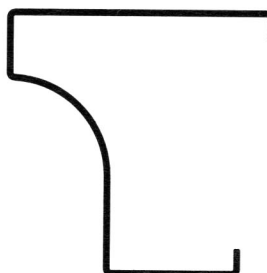
M1107



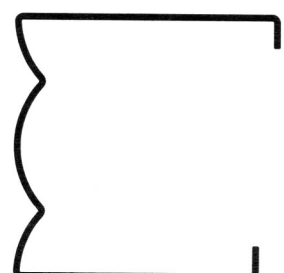
M1108



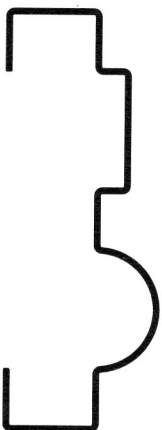
M1109



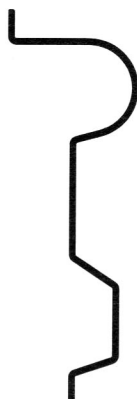
L3.7535




M1110




M1201



M1202



UL1010



M1111

MILGO/BUFKIN

68 Lombardy Street, Brooklyn, New York 11222
(718) 388-6476 Telefax (718) 963-0614
© 1990 Milgo Industrial Inc.